



## Prince William County

**PUBLIC SCHOOLS**

*Providing a World-Class Education*



**NOVA** | Northern Virginia  
Community College

Prince William County is home to a variety of public and private educational entities, ranging from preschools to universities. While each of these entities contributes to the Quality Education and Workforce Development goal, the public entities have the most direct ties to the County. Prince William County Schools, Northern Virginia Community College, and George Mason University each have strategic plans that outline their individual goals for the near future. In an effort to maximize the partnerships between the County and these entities, the County's Strategic Plan incorporates outcomes from the various strategic plans that are of most interest to the community at large.



Northern Virginia Community College - Workforce Development Center



George Mason Univ. - PW Campus



Patriot High School



Northern Virginia Community College - Manassas Campus

## Quality Education and Workforce Development

**Goal Statement:** The community fosters a rich, lifelong learning environment to increase educational opportunities and workforce readiness to meet evolving market demands.

### Strategic Outcomes:

#### Increase graduation rate

- Increase graduation rate for Prince William Public Schools from 91%.

#### Increase percentage of students scoring “Pass Advanced” on SOL

- Increase percentage of students scoring “pass advanced” in Reading from 18%.
- Increase percentage of students scoring “pass advanced” in Math from 17%.
- Increase percentage of students scoring “pass advanced” in Science from 15%.
- Increase percentage of students scoring “pass advanced” in Social Studies from 26%.

#### Prince William County students will exceed state average for “Pass Advanced” on SOL in each subject area

- Percentage of Prince William County students with “pass advanced” score will continue to exceed the Commonwealth’s average for “pass advanced” in Reading.
- Percentage of Prince William County students with “pass advanced” score will improve to exceed the Commonwealth’s average for “pass advanced” in Math.
- Percentage of Prince William County students with “pass advanced” score will improve to exceed the Commonwealth’s average for “pass advanced” in Science.
- Percentage of Prince William County students with “pass advanced” score will continue to exceed the Commonwealth’s average for “pass advanced” in Social Studies.

#### Increase percentage of graduates receiving dual enrollment credit

- Increase percentage of high school graduates receiving dual enrollment credit in one or more classes from 6.68%.

#### Increase workforce development activities


- Increase number of persons receiving training through Northern Virginia Community College Workforce Development Center from 165.
- Increase number of County businesses provided workforce development assistance through the Workforce Development Center from 38.

#### Increase vocational education training

- Increase percentage of high school graduates receiving vocational education certification from 42.9%.



# Prince William County Public Schools



**Average Tax Bill:** Schools accounted for \$2,492 and 57.23% of the average residential tax bill in FY21. An additional \$7 and 0.17% of the average residential tax bill in FY21 goes toward the Class Size Reduction Grant and 13th high school debt service.

## Vision

In Prince William County Public Schools, all students will learn to their fullest potential. The education of each student will be individualized and developmentally appropriate. Student learning will be enhanced by national, global, and multicultural perspectives.

Students who graduate from Prince William County Public Schools will possess the basic knowledge and skills that will assure their proficiency in problem solving and the use of technology. Graduates will have a desire to learn and the skills to be life-long learners. They will be responsible citizens. All graduates will be competent to enter the work world and prepared to pursue advanced educational opportunities.

# Prince William County Public Schools



## Expenditure and Revenue Summary

Expenditures	FY17 Actuals	FY18 Actuals	FY19 Actuals	FY20 Adopted	FY21 Adopted	% Change Budget FY20/ Budget FY21
Operating Fund	\$941,862,727	\$1,011,979,370	\$1,020,967,900	\$1,134,421,452	\$1,191,030,566	4.99%
Debt Service Fund	\$89,224,373	\$100,896,943	\$105,584,145	\$106,159,888	\$109,437,539	3.09%
Construction Fund	\$165,677,017	\$105,116,967	\$144,145,245	\$87,039,323	\$175,371,451	101.49%
Food Service Fund	\$41,836,973	\$44,375,403	\$46,773,393	\$51,595,000	\$50,000,000	(3.09%)
Distribution Center Fund	\$67,214	\$204,195	(\$88,504)	\$5,000,000	\$5,000,000	0.00%
Facilities Use Fund	\$1,506,005	\$1,397,454	\$1,319,007	\$1,755,200	\$1,794,638	2.25%
Self Insurance Fund	\$5,049,723	\$4,642,420	\$4,835,241	\$5,627,478	\$5,768,836	2.51%
Health Insurance Fund	\$71,425,147	\$66,444,770	\$85,155,561	\$110,153,121	\$108,095,019	(1.87%)
Regional School Fund	\$6,646,055	\$4,768,568	\$2,471,048	\$46,813,026	\$26,046,907	(44.36%)
Governor's School @ Innovation Park	\$1,142,529	\$1,249,691	\$1,205,284	\$1,004,340	\$1,158,015	15.30%
School Age Child Care Program Fund	\$747,176	\$620,019	\$684,110	\$550,000	\$550,000	0.00%
Aquatics Center Fund	\$0	\$0	\$1,368,609	\$1,314,906	\$1,455,279	10.68%
Imaging Center Fund	\$0	\$0	\$0	\$635,516	\$668,041	5.12%
Student Activity Fund	\$0	\$0	\$0	\$0	\$15,200,000	-
<b>Total Schools</b>	<b>\$1,325,184,939</b>	<b>\$1,341,695,801</b>	<b>\$1,414,421,039</b>	<b>\$1,552,069,250</b>	<b>\$1,691,576,291</b>	<b>8.99%</b>

### Funding Sources

Revenue from Federal Government	\$0	\$73,230	\$0	\$67,019,864	\$67,164,921	0.22%
Use of Money & Property	\$1,234,742	\$1,618,276	\$2,976,996	\$2,464,922	\$2,443,438	(0.87%)
Revenue from Other Localities	\$662,776	\$224,240	\$0	\$46,787,026	\$26,020,907	(44.38%)
Miscellaneous Revenue	\$610,799,624	\$636,030,629	\$647,987,682	\$4,251,796	\$18,907,346	344.69%
Non-Revenue Receipts	\$84,214,843	\$127,266,288	\$0	\$119,347,792	\$123,304,428	3.32%
Charges for Services	\$92,073,588	\$97,417,663	\$106,201,530	\$140,902,244	\$138,233,173	(1.89%)
Revenue from Commonwealth	\$0	\$0	\$0	\$558,487,973	\$582,955,818	4.38%
Transfers In	\$595,607,395	\$595,235,289	\$624,536,030	\$651,862,680	\$674,442,563	3.46%
<b>Total Designated Funding Sources</b>	<b>\$1,384,592,968</b>	<b>\$1,457,865,615</b>	<b>\$1,381,702,238</b>	<b>\$1,591,124,297</b>	<b>\$1,633,472,594</b>	<b>2.66%</b>
<b>Net (Increase)/Decrease to Fund Balance</b>	<b>(\$59,408,029)</b>	<b>(\$116,169,814)</b>	<b>\$32,718,801</b>	<b>(\$39,055,047)</b>	<b>\$58,103,697</b>	<b>(248.77%)</b>

## Mission Statement

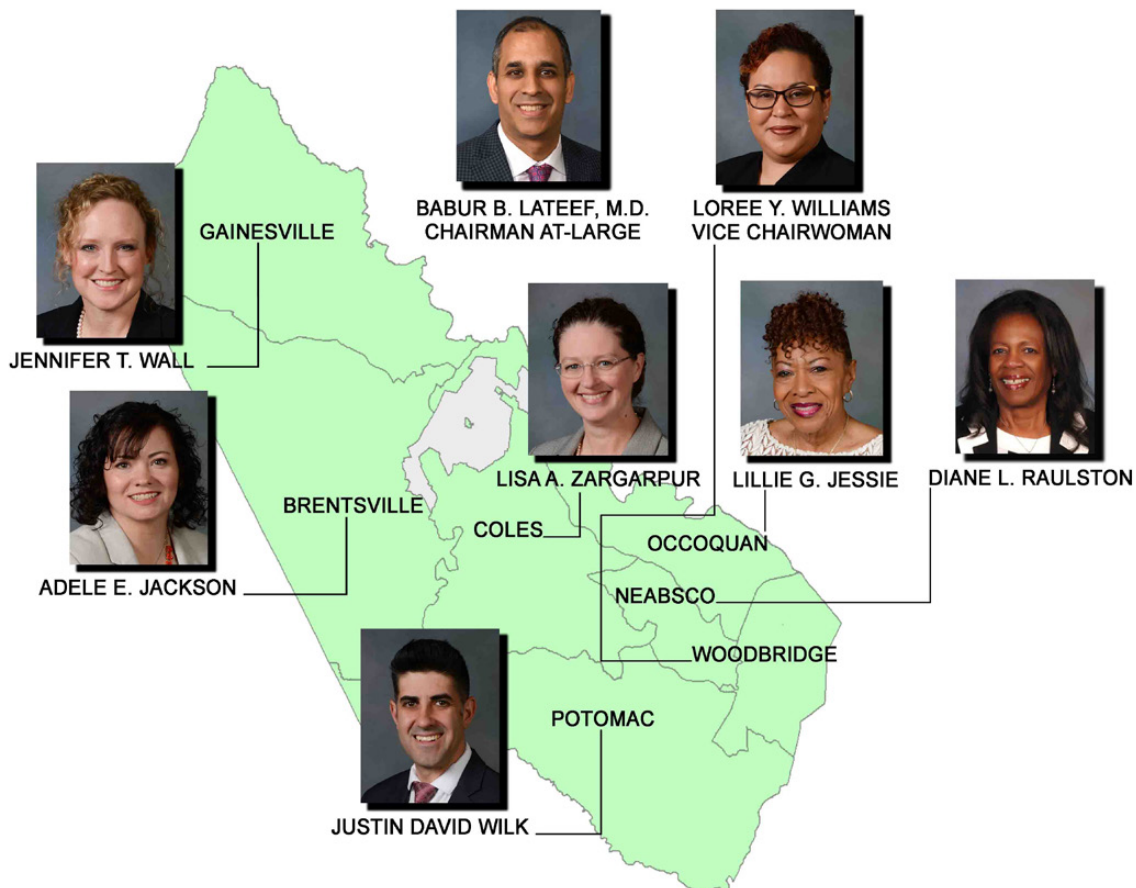
### Providing a World-Class Education

Providing a World-Class Education means...

- The focus is on all students learning and achieving high standards.
- Instruction is engaging and rigorous.
- Reading and writing literacy is taught in all content areas.
- We support the academic, social, and emotional needs of all students.
- We support the Developmental Assets® for students.
- Schools and offices are inviting, welcoming, and customer oriented.
- We will accomplish our Strategic Plan by working together.

## Strategic Plan Goals

- Goal 1:** All students meet high standards of performance.
- Goal 2:** The teaching, learning, and working environment is caring, safe, and healthy, and values human diversity.
- Goal 3:** Family, community, and employee engagement create an environment focused on improved student learning and work readiness.
- Goal 4:** Employees are highly qualified (as defined by the Virginia Department of Education), high performing, and diverse.
- Goal 5:** The organizational system is aligned and equitable.





# Prince William County Public Schools

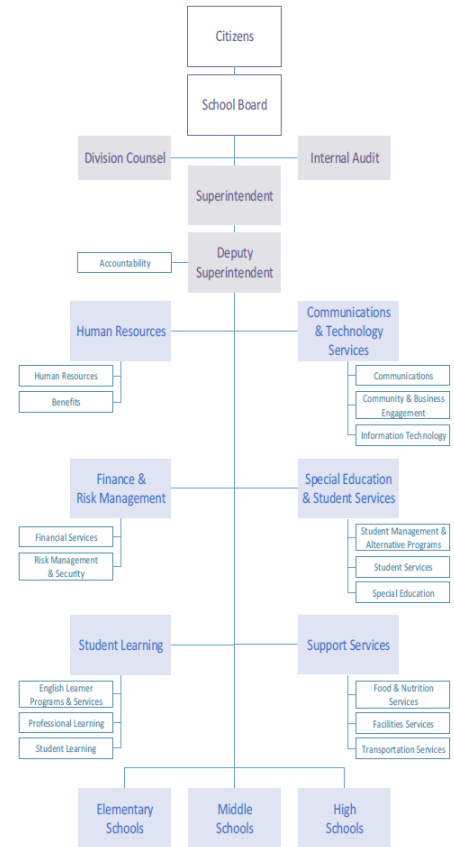
## Organization

PWCS is organized to focus on meeting the needs of its projected 92,048 students while managing 100 schools and centers. It is an efficient and well-managed organization of more than 11,000 employees.

PWCS is governed by eight elected School Board members. The members are elected to four-year terms. One member represents each of the county's seven magisterial districts and the chairman serves at large. The School Board is charged by Virginia law and the regulations of the Virginia Board of Education to establish guidelines and rules that will ensure the proper administration of the County's school programs.

The Superintendent works closely with the Deputy Superintendent and the Associate Superintendents to oversee the day-to-day operations of the PWCS and support services. Principals and support department heads report to the associate superintendents.

The School Division operates under a site-based management philosophy where PWCS and departments have significant authority to plan and budget resources to meet division and school/department goals and objectives. Each school and department is held accountable for successfully meeting goals and objectives.



## General Overview

- A. **The School Budget** is handled independently from other department budgets reviewed by the County Executive. The School Board, which is elected by the citizens of PWC, submits its budget request directly to the Board of County Supervisors (BOCS). The BOCS then reviews the proposed budget through work sessions with the School Board. The FY2021 Budget for Prince William County Schools (PWCS) includes a total local County transfer of \$629,639,700. Details of the County transfer are summarized in the table and narrative below.

Summary of School Transfer to PWCS			
	FY20 Adopted	FY21 Adopted	\$ Change
Schools Share of General Revenue (57.23%)	\$607,264,096	\$625,342,481	\$18,078,385
Federal government debt service reimbursement on Qualified School Construction Bonds & Virginia Public School Authority (VPSA) Debt	\$1,259,145	\$1,204,473	(\$54,672)
Class Size Reduction Grant	\$1,000,000	\$1,000,000	\$0
13th High School Debt Service Equivalent	\$870,013	\$851,331	(\$18,682)
Cable Grant - Schools Share (57.23%)	\$847,290	\$741,415	(\$105,875)
School Security Pilot Program (Transfer from Police Dept)	\$500,000	\$500,000	\$0
<b>Total School Transfer</b>	<b>\$611,740,544</b>	<b>\$629,639,700</b>	<b>\$17,899,156</b>

- B. **County/Schools Revenue Agreement** – The current County/Schools revenue sharing agreement was approved on December 8, 1998, via [BOCS Resolution 98-1032](#) and amended on April 23, 2013, through [BOCS Resolution 13-257](#). The FY2021 Budget adheres to current adopted policy whereby the Schools receive 57.23% of general revenues, excluding recordation tax revenue, and the County government receives 42.77%.

- C. Federal Government Debt Service Reimbursements** – The Build America Bonds (BAB) and Qualified School Construction Bonds (QSCB) programs were created as part of the American Recovery and Reinvestment Act (ARRA) of 2009. The programs were intended to stimulate the national economy out of economic recession by helping state and local jurisdictions regain access to bond markets after the financial collapse made it difficult to borrow for infrastructure improvements. Municipalities issued taxable bonds at higher interest rates with the federal government subsidizing 35% of interest payments under the BAB program and 100% of interest payments under the QSCB program. BAB and QSCB revenue received from the federal government is transferred from the County’s general fund to the Schools’ debt service fund since the Schools pay the annual debt service financed by those bond issuances. However, reimbursement from the federal government has declined due to the federal government sequester. The current sequestration reduction rate for the BAB and QSCB programs is 5.9% less than originally planned.
- D. Class Size Reduction Grant** – On April 21, 2015, the BOCS adopted [BOCS Resolution 15-292](#) creating a Class Size Reduction Grant of up to \$1.0 million. The grant is intended to help the School Board address the issue that PWCS class sizes are at the maximum permitted under Virginia law. Such funding was contingent upon the execution of a separate grant agreement between the School Board and the Prince William BOCS that includes the following provisions:
1. The County’s funding, up to \$1,000,000, is matched dollar for dollar by the School Board;
  2. The combined amount, up to \$2,000,000, is used exclusively to sustain the class size reductions achieved during the 2015-2016 school year;
  3. The combined amount, up to \$2,000,000, cannot be used to supplant the level of effort toward class size reduction already contained within the Schools’ budget.
- E. 13th High School (Gainesville High) Debt Service Equivalent** – In recognition of higher student enrollment than anticipated by PWCS, the BOCS approved BOCS [Resolution 17-18](#) on January 10, 2017 which transferred \$10,675,000 to the Schools for school site acquisition, renovations, and new school construction in the eastern portion of the County. The BOCS also directed the County Executive to include in the FY2018 Budget annual debt service costs necessary to finance an additional \$10,675,000 for additional capital project expenses at the 13th High School. This is an additional transfer to the Schools over and above the Schools’ share of general revenue identified in the County/Schools Revenue Agreement. Board action was in response to the PWCS Board approving an alternative design for the 13th High School on January 4, 2017 that increases student capacity at the new school by over 500 students and increases the cost by \$10,675,000.
- F. Cable Grant** – An annual 1% cable equipment grant is provided by cable television providers operating in the County. Grant proceeds must be used for cable related capital needs. Although not considered general revenue, revenue derived from the grant is shared with PWCS in accordance with the County/Schools revenue agreement. Both the County and Schools use cable equipment grant proceeds to support informational programming on their respective access channels. Grant receipts are evaluated on an annual basis for potential, future adjustments.
- G. School Security Program** – The budget continues to transfer \$500,000 to the Schools for enhancing security at elementary schools in the County. The program includes six staff members including five community security officers and one community safety officer supervisor. The personnel are school employees and takes advantage of state law that allows school systems to hire retired law enforcement officers to serve as armed security. The funding is transferred to the Schools from the Police Department budget.
- H. Student Enrollment Growth** is projecting a growth rate of approximately 0.7% per year over the next five years (FY21-25). The School Board estimates that 524 additional students will enroll in FY21 (Sept 2020), bringing the total student enrollment to 92,048 students. Note, this information is sourced from the School’s Proposed Budget Executive Summary.

## Elementary Schools

- Alexander Henderson
- Antietam
- Ashland
- Bel Air
- Belmont
- Bennett
- Bristow Run
- Buckland Mills
- Cedar Point
- Chris Yung
- Christa McAuliffe
- Coles
- Covington-Harper
- Dale City
- Dumfries
- Elizabeth Vaughan
- Ellis
- Enterprise
- Fannie W. Fitzgerald
- Featherstone
- Glenkirk
- Haymarket
- Jenkins
- J.W. Alvey
- Kerrydale
- Kilby
- Kyle R. Wilson
- Lake Ridge
- Leesylvania
- Loch Lomond
- Marshall
- Martin Luther King, Jr.
- Marumsco Hills
- Mary Williams
- Minnieville
- Montclair
- Mountain View
- Mullen
- Neabsco
- Occoquan

- Old Bridge
- Pace West
- Pattie
- Penn
- Piney Branch
- Potomac View
- River Oaks
- Rockledge
- Rosa Parks
- Samuel L. Gravely, Jr.
- Signal Hill
- Sinclair
- Springwoods
- Sudley
- Swans Creek
- T. Clay Wood
- Triangle
- Tyler
- Victory
- West Gate
- Westridge
- Yorkshire

## Traditional K-8 Schools

- Pennington Traditional
- Porter Traditional
- The Nokesville School

## Middle Schools

- Benton
- Beville
- Bull Run
- Fred M. Lynn
- Gainesville
- George M. Hampton
- Graham Park
- Lake Ridge
- Marsteller
- Parkside
- Potomac

- Rippon
- Ronald Reagan
- Saunders
- Stonewall
- Woodbridge

## High Schools

- Battlefield
- Brentsville District
- C. D. Hylton
- Charles J. Colgan, Sr.
- Forest Park
- Freedom
- Gar-Field Senior
- Osbourn Park
- Patriot
- Potomac
- Stonewall Jackson
- The Governor's School @ Innovation Park
- Thomas Jefferson High School for Science & Technology
- Virtual High School @ PWCS
- Woodbridge

## Alternative Schools

- New Directions Alternative Center
- New Dominion Alternative Center
- Pace East Program

## Preschool

- Woodbine Preschool Center