



**CPMT MINUTES**

**April 18, 2024**

Sudley North – Jean McCoy

2:00 – 3:30 PM

**CPMT Members:**

Courtney Tierney, Chair, DSS  
Georgia Bachman, CS  
Lisa Fouser, Parent Representative  
Aimee Holleb, PWCS  
Elijah Johnson, Assistant County Executive via Teams  
Linda Woods, PWHD

**Others Present:**

Julie Arquette, DSS CSA  
Shazia Chughtai, DSS CSA  
Felicia Garnett, DJJ  
Phillys Jennings-Holt, DSS Deputy Director  
Jessica McCauley, DSS CSA  
Ronald Pannell, PWCS  
Shela White, DSS CSA, via Teams

**Open Meeting:**

Courtney Tierney, Chair, opened the meeting at 2:04 PM.

**Minutes** from March 21, 2024, were presented. **MOTION** to approve as presented. [LF motion, GB seconded RP & AB abstained]. Motion carried.

**Expenditures and budget review** – presented by Courtney Tierney

- Budget – FY24 YTD, was reviewed.
- Expenditures – **MOTION** to approve case action expenditure approvals FY24 from 3/18/24 - 4/12/24 and Private Day additions. LF motion, GB seconded]. Motion carried.

**CPMT Bylaws Revision** – Jessica presented the first review of the CPMT Bylaws. Recommended changes include removing term limits for private provider and parent representatives, and updating the duties of the CPMT to be consistent with statutory language.

**Quarterly Utilization Review**

- **RTC Status** – presented by She’la White. Residential report is attached.
- **SPED Private Day School Status** – presented by Julie Arquette. Private Day report is attached.

**CSA Division Report** – presented by Jessica McCauley

- Quarterly CQI Report – Data presented on demographics and expenditures of youth served through 3/31/24. CQI report is attached.

- New Provider Request – Follow-up discussion – Jessica discussed strategies that other localities have used in contracting with new providers and providers who offer services that are not otherwise licensable. CPMT recommended a consultation with the PWC County Attorney’s Office to determine the best approach to address this matter and apply consistent standards to any provider, whether new or existing.
- “Tell Me Something Good” – Jessica provided an overview of the responsibilities and excellent work that is being done by the DSS IV-E staff. This program has audits every 3 months and there are consistently very few, if any, federal case or funding errors.

**CLOSURE**

Courtney Tierney closed the meeting at 3:06. Next meeting is on May 16, 2024.

APPROVED: Shayla Chughtai  
Clerk to Board

# CSA PROGRAM SUMMARY

(as of March 31, 2024)

		FY24 Budget	YTD Actuals	Balance	Proj. FY24 Revenue	Variance to Budget
State (includes Medicaid Holdback)		\$ 13,590,277	\$ 10,050,613	\$ 3,539,664	\$ 14,139,231	\$ (548,954)
Federal Reimbursement - CSA Admin		\$ 340,000	\$ 285,221	\$ 54,779	\$ 340,000	\$ -
PWC - Public Schools		\$ 311,501	\$ 311,501	\$ -	\$ 311,501	\$ -
<b>Revenue Total</b>		<b>\$ 14,241,778</b>	<b>\$ 10,647,335</b>	<b>\$ 3,594,443</b>	<b>\$ 14,790,732</b>	<b>\$ (548,954)</b>
CSA Program	CSA Category	FY24 Budget	YTD Actuals	Balance	Proj. FY24 Expenditures	
Admin	Admin	\$ 839,423	\$ 641,091	\$ 198,332	\$ 890,000	\$ (50,577)
	Harmony Replacement Project	\$ 475,394	\$ 106,950	\$ 368,444	\$ 475,394	\$ -
<b>Admin Total</b>		<b>\$ 1,314,817</b>	<b>\$ 748,041</b>	<b>\$ 566,776</b>	<b>\$ 1,365,394</b>	<b>\$ (50,577)</b>
COMMUNITY BASED	2F - FC Prevention Non-Residential	\$ 1,085,130	\$ 1,254,221	\$ (169,091)	\$ 1,750,000	\$ (664,870)
	2F1 - FC Prevention Non-Residential	\$ 107,668	\$ 82,385	\$ 25,282	\$ 107,668	\$ -
	2G - Special Education - Private Day	\$ 14,654,849	\$ 10,140,525	\$ 4,514,324	\$ 16,000,000	\$ (1,345,151)
	2h - Wraparound Services - SPED	\$ -	\$ -	\$ -	\$ -	\$ -
	3 - Non-Mandated CB Service	\$ 670,811	\$ 450,965	\$ 219,846	\$ 550,000	\$ 120,811
<b>COMMUNITY BASED Total</b>		<b>\$ 16,518,257</b>	<b>\$ 11,928,097</b>	<b>\$ 4,590,160</b>	<b>\$ 18,407,668</b>	<b>\$ (1,889,410)</b>
FOSTER CARE	2a - Therapeutic FC IV-E	\$ 95,303	\$ 70,215	\$ 25,088	\$ 90,000	\$ 5,303
	2a1 - Therapeutic FC	\$ 285,410	\$ 221,530	\$ 63,879	\$ 285,410	\$ -
	2a2 - Therapeutic FC (NCFC & PA)	\$ -	\$ -	\$ -	\$ -	\$ -
	2c - FC IV-E	\$ 199,356	\$ 29,200	\$ 170,156	\$ 40,000	\$ 159,356
	2e - Family FC	\$ 482,799	\$ 398,009	\$ 84,790	\$ 500,000	\$ (17,201)
<b>FOSTER CARE Total</b>		<b>\$ 1,062,868</b>	<b>\$ 718,955</b>	<b>\$ 343,913</b>	<b>\$ 915,410</b>	<b>\$ 147,458</b>
RESIDENTIAL	1a - FC & TFC IV-E	\$ 64,287	\$ 131,016	\$ (66,729)	\$ 150,000	\$ (85,713)
	1b - FC & TFC Non-IV-E	\$ 662,261	\$ 578,906	\$ 83,355	\$ 750,000	\$ (87,739)
	1c - FC Prevention Residential	\$ 525,496	\$ 352,482	\$ 173,014	\$ 600,000	\$ (74,504)
	1d - Non-Mandated Res Service	\$ -	\$ -	\$ -	\$ -	\$ -
	1e - Special Education	\$ 879,490	\$ 973,157	\$ (93,667)	\$ 1,200,000	\$ (320,510)
	2i - Crisis Stabilization	\$ -	\$ -	\$ -	\$ -	\$ -
<b>RESIDENTIAL Total</b>		<b>\$ 2,131,534</b>	<b>\$ 2,035,560</b>	<b>\$ 95,973</b>	<b>\$ 2,700,000</b>	<b>\$ (568,466)</b>
<b>Expenditure Total</b>		<b>\$ 21,027,475</b>	<b>\$ 15,430,654</b>	<b>\$ 5,596,822</b>	<b>\$ 23,388,471</b>	<b>\$ (2,360,996)</b>
<b>General Fund Tax Support</b>		<b>\$ 6,785,697</b>			<b>\$ 8,597,739</b>	<b>\$ (1,812,042)</b>

CPMT Approval Table

Agency: CS

FAPT Date	Case Manager	Client's Initials	Type Svcs*	Eligibility	Ser. Dates (start - end)	CM Request	FAPT Recommended	CPMT Approved	Comments
3/19/2024	Smith	EC	CB	FCP	03/21/24-06/30/24	\$9,532.50	\$9,532.50	\$9,532.50	
3/19/2024	Smith	KC	CB	FCP	03/21/24-06/30/24	\$9,532.50	\$9,532.50	\$9,532.50	
3/19/2024	Sumner	CS	RTC	M	04/01/24-06/30/24	\$60,740.16	\$60,740.16	\$60,740.16	
3/19/2024	Nguyen	IB	RTC	M	04/01/24-06/30/24	\$69,670.83	\$69,670.83	\$69,670.83	
3/20/2024	Black	JJ	RTC	M	04/01/24-04/13/24	\$4,680.00	\$4,680.00	\$4,680.00	Revision request
3/20/2024	Sumner	AG	CB	FCP	04/01/24-06/30/24	\$5,062.50	\$5,062.50	\$5,062.50	
3/22/2024	Sumner	JH	RTC	M	04/01/24-06/30/24	\$62,197.59	\$62,197.59	\$62,197.59	
3/22/2024	Alston	MR	CB	FCP	04/01/24-06/30/24	\$7,278.35	\$7,278.35	\$7,278.35	
3/22/2024	Okugic	AD	CB	FCP	04/01/24-06/30/24	\$2,145.00	\$2,145.00	\$2,145.00	
4/3/2024	Creech	JB	CB	FCP	04/05/24-06/30/24	\$2,535.00	\$2,535.00	\$2,535.00	
4/9/2024	Alston	EB	CB	FCP	04/12/24-06/30/24	\$4,455.00	\$4,455.00	\$4,455.00	
4/9/2024	Alston	BG	RTC	M	05/01/24-06/30/24	\$46,132.01	\$46,132.01	\$46,132.01	
4/10/2024	Spence	JC	CB	FCP	04/12/24-06/30/24	\$3,300.00	\$3,300.00	\$3,300.00	
4/10/2024	Alston	IA	CB	FCP	05/01/24-06/30/24	\$300.00	\$300.00	\$300.00	
4/10/2024	Alston	CH	CB	FCP	05/01/24-06/30/24	\$1,956.80	\$1,956.80	\$1,956.80	
4/10/2024	Martinez	JG	CB	FCP	05/01/24-06/30/24	\$3,240.00	\$3,240.00	\$3,240.00	
4/10/2024	Alston	JE	RTC	M	04/17/24-06/30/24	\$51,101.47	\$51,101.47	\$51,101.47	Admin Request
<b>Total CS</b>						<b>\$343,859.71</b>	<b>\$343,859.71</b>	<b>\$361,459.71</b>	

Agency: CSU

FAPT Date	Case Manager	Client's Initials	Type Svcs*	Eligibility	Ser. Dates (start - end)	CM Request	FAPT Recommended	CPMT Approved	Comments
4/2/2024	Lambert	OS	RTC	M	04/04/24-06/30/24	\$55,254.92	\$55,254.92	\$55,254.92	
4/3/2024	Moore	AH	CB	FCP	04/05/24-06/30/24	\$2,340.00	\$2,340.00	\$2,340.00	
4/9/2024	Smith	NB	RTC	M	05/01/24-06/30/24	\$36,158.46	\$36,158.46	\$36,158.46	
4/10/2024	Rodriguez	HCB	CB	FCP	04/12/24-06/30/24	\$4,080.00	\$4,080.00	\$4,080.00	
4/10/2024	Moore	DW	CB	FCP	04/12/24-06/30/24	\$4,972.50	\$4,972.50	\$4,972.50	
<b>Total CSU</b>						<b>\$102,805.88</b>	<b>\$102,805.88</b>	<b>\$102,805.88</b>	

Agency: DSS

FAPT Date	Case Manager	Client's Initials	Type Svcs*	Eligibility	Ser. Dates (start - end)	CM Request	FAPT Recommended	CPMT Approved	Comments
3/19/2024	Govan	MAR	CB	M	04/01/24-06/30/24	\$1,755.00	\$1,755.00	\$1,755.00	
3/19/2024	Govan	SAR	CB	M	04/01/24-06/30/24	\$5,291.00	\$5,291.00	\$5,291.00	
3/19/2024	Alerman	TT	CB	FCP	03/21/24-06/30/24	\$3,150.00	\$3,150.00	\$3,150.00	
3/20/2024	Wooten	CBJ	CB	FCP	04/01/24-06/30/24	\$3,300.00	\$3,300.00	\$3,300.00	
3/20/2024	Wooten	KMM	RTC	M	04/01/24-06/30/24	\$19,089.98	\$19,089.98	\$19,089.98	
3/20/2024	Wooten	MC	IL	M	04/01/24-06/30/24	\$15,314.39	\$15,314.39	\$15,314.39	
3/20/2024	Seaton	AAI	CB	FCP	03/22/24-06/30/24	\$4,820.00	\$4,820.00	\$4,820.00	
3/22/2024	Thompson	ZM	RTC	M	03/22/24-05/31/24	\$600.00	\$600.00	\$600.00	
3/22/2024	Pena	AK	CB	FCP	03/25/24-06/02/24	\$1,980.00	\$1,980.00	\$1,980.00	
3/22/2024	Pena	CK	CB	FCP	04/01/24-06/30/24	\$4,060.00	\$4,060.00	\$4,060.00	
3/27/2024	Williams	OA	CB	M	03/20/24-06/30/24	\$4,725.00	\$4,725.00	\$4,725.00	Revision Request
4/2/2024	Bell	SG	CB	M	04/04/24-06/30/24	\$2,543.97	\$2,543.97	\$2,543.97	
4/3/2024	Springfield	AD	CB	FCP	05/01/24-06/30/24	\$2,322.00	\$2,322.00	\$2,322.00	
4/3/2024	Alerman	TT	CB	FCP	04/04/24-06/30/24	\$3,300.00	\$3,300.00	\$3,300.00	Admin Request
4/4/2024	Springfield	ID	CB	FCP	04/04/24-06/30/24	\$2,275.00	\$2,275.00	\$2,275.00	Admin Request
4/4/2024	Springfield	LD	CB	FCP	04/04/24-06/30/24	\$2,275.00	\$2,275.00	\$2,275.00	Admin Request
4/4/2024	Springfield	BD	CB	FCP	04/04/24-06/30/24	\$2,275.00	\$2,275.00	\$2,275.00	Admin Request
4/9/2024	Miller	CE	CB	M	05/01/24-06/30/24	\$2,712.00	\$2,712.00	\$2,712.00	
4/10/2024	Otoo	YD	CB	FCP	05/01/24-06/30/24	\$981.00	\$981.00	\$981.00	
4/10/2024	Miller	JS	RTC	M	04/10/24-06/30/24	\$46,531.70	\$46,531.70	\$46,531.70	
4/12/2024	Ryerson	AM	CB	M	04/15/24-06/30/24	\$3,025.00	\$3,025.00	\$3,025.00	
4/12/2024	Miller	TK	RTC	M	05/01/24-06/30/24	\$40,618.28	\$40,618.28	\$40,618.28	
4/12/2024	McMullen	JR	TFC	M	05/01/24-06/30/24	\$32,077.55	\$32,077.55	\$32,077.55	
4/12/2024	McMullen	CP	RTC	M	05/01/24-06/30/24	\$21,960.00	\$21,960.00	\$21,960.00	
4/12/2024	McMullen	EG	RTC	M	05/01/24-06/30/24	\$21,960.00	\$21,960.00	\$21,960.00	
<b>Total DSS</b>						<b>\$248,941.87</b>	<b>\$248,941.87</b>	<b>\$248,941.87</b>	

Agency: PWCS

FAPT Date	Case Manager	Client's Initials	Type Svcs*	Eligibility	Ser. Dates (start - end)	CM Request	FAPT Recommended	CPMT Approved	Comments
3/19/2024	Danner	KC	CB	FCP	04/01/24-06/30/24	\$3,874.00	\$3,874.00	\$3,874.00	
3/20/2024	Orr	TC	CB	NM	04/01/24-06/30/24	\$16,119.00	\$16,119.00	\$16,119.00	
3/20/2024	Orr	TC	CB	NM	10/01/23-03/31/24	\$880.00	\$880.00	\$880.00	Revision request
3/20/2024	Naples	SC	CB	NM	04/01/24-06/30/24	\$14,784.12	\$14,784.12	\$14,784.12	
3/22/2024	Rojas	DMH	CB	FCP	03/25/24-6/30/24	\$7,560.00	\$7,560.00	\$7,560.00	
4/3/2024	Raymo	LF	CB	NM	05/01/24-06/30/24	\$1,610.00	\$1,610.00	\$1,610.00	
4/9/2024	Naples	LM	CB	NM	05/01/24-06/30/24	\$8,323.00	\$8,323.00	\$8,323.00	
<b>Total PWCS</b>						<b>\$53,150.12</b>	<b>\$53,150.12</b>	<b>\$53,150.12</b>	

Grand Total      \$748,757.58      \$748,757.58      \$766,357.58

CPMT Chair - Courtney Tierney


Signature: 

Date: 

**Agency: PWCS, IEP-driven private day placements**

**For CPMT 4/18/24**

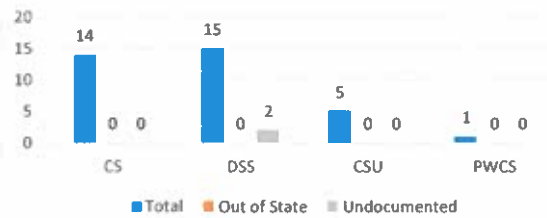
IEP Date	Case Man	Client's Initials	Type Svcs	Elig	Service Dates (start - end)	CM Request	CPMT Approved	Comments
12/14/23	DN	JP	IEP	mand	12/14/23-6/30/24	\$33,442.50	\$33,442.50	Added 1:1
1/17/24	RM	AM	IEP	mand	2/13/24-6/14/24	\$34,419.80	\$34,419.80	
3/18/24	KR	AB	IEP	mand	3/19/24-6/14/24	\$25,299.62	\$25,299.62	
TOTAL						\$93,161.92	\$93,161.92	

CPMT Chair - Courtney Tierney Signature: 

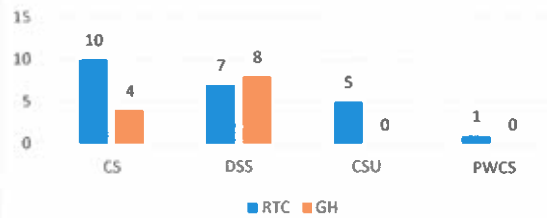
Date: April 18, 2024

**Residential Treatment Center Status**  
**RTC/GH Total: 35 (03/31/2024)**

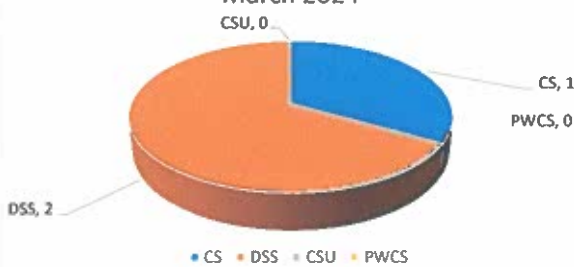
**RTC/GH Statistics by Agency,  
 March 2024**



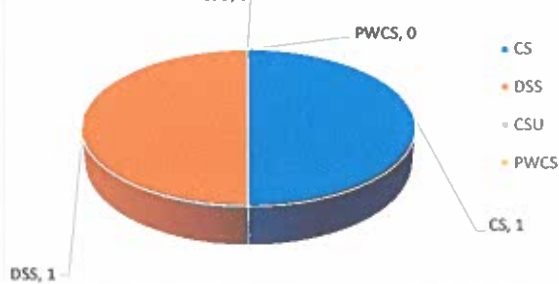
**Placement Type, By Agency-  
 March 2024**



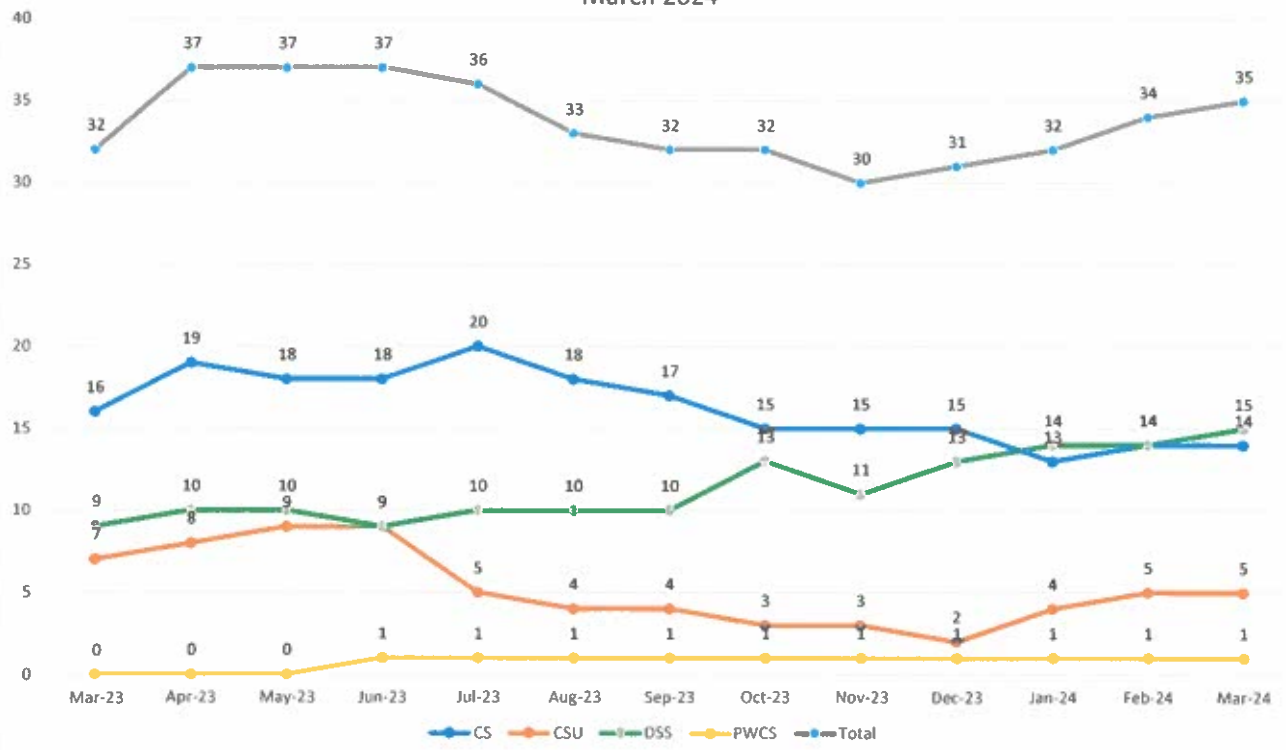
**Number Admission, By Agency-  
 March 2024**



**Number Discharge, By Agency-  
 March 2024**

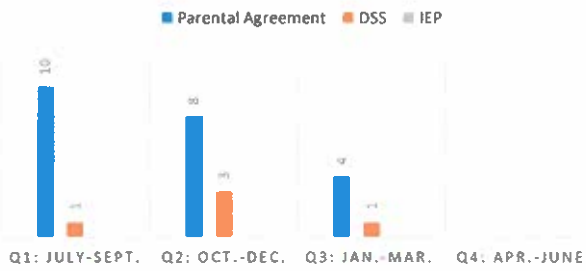


Monthly Residential Count  
March 2024

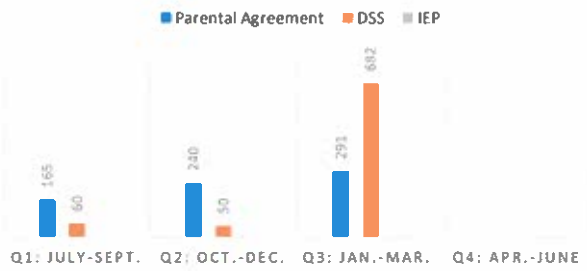


**FY24 Quarterly RTC Report: Jan. 2024-Mar. 2024**

**FY24 NUMBER OF DISCHARGES,  
BY PLACEMENT TYPE**



**FY24 LENGTH OF STAY, IN DAYS,  
BY PLACEMENT TYPE**

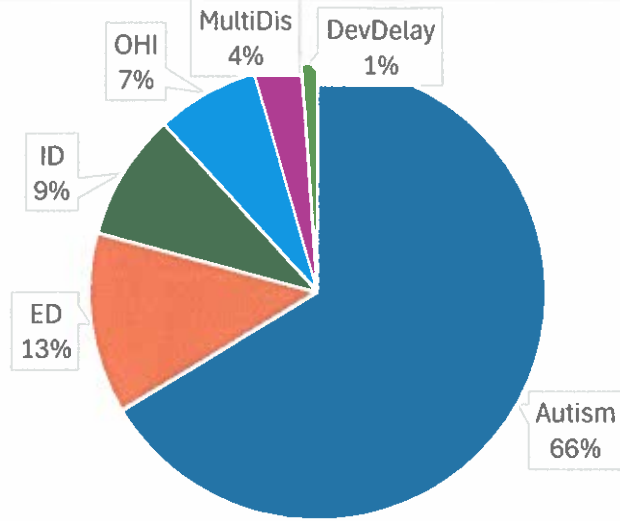




**JAN TO MAR 2024 DATA OF PRIVATE DAY SCHOOL STUDENTS: 178**

4/18/2024

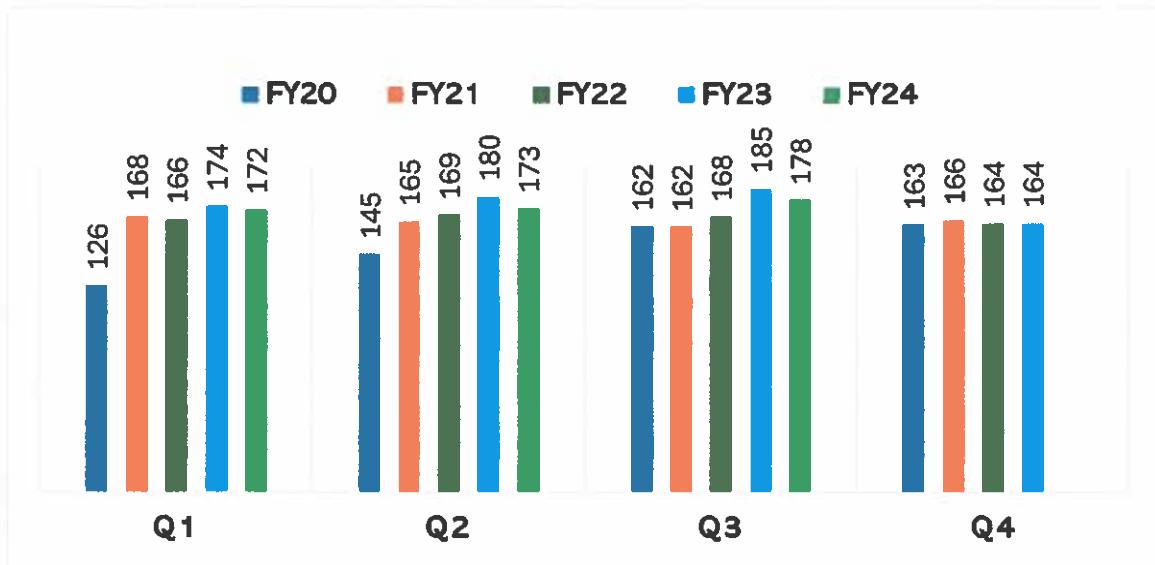
**FY24  
Q3**



**Student Educational Disability Chart**

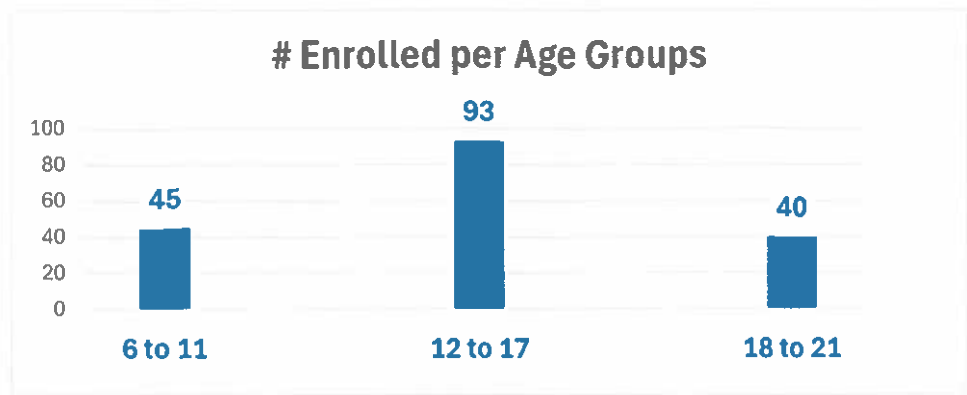
■ Autism ■ ED ■ ID ■ OHI ■ MultiDis ■ DevDelay

	#
Autism	118
ED	23
ID	16
OHI	13
MultiDis	6
DevDelay	2
total	178



**Tally # students per FY and Quarters**

	FY20	FY21	FY22	FY23	FY24
Q1	126	168	166	174	172
Q2	145	165	169	180	173
Q3	162	162	168	185	178
Q4	163	166	164	164	



178 Students	
Ages:	#
6 to 11	45
12 to 17	93
18 to 21	40

**# IN**      **16 new private day school Admissions:**  
 2 admissions for ages 6 to 11: Autism.  
 10 admissions for ages 12 to 17: 3 Autism, 5 ED, 1 DD, 1 OHI  
 4 admissions for ages 18 to 22: Autism


**# OUT**      **7 Exits -- extended information:**

	Exit Reason	Length Of Stay	# PDs Attend	Base School	Disabilty	Age	sex	init.	Last PD School
1	DJJ	1 mo	1	Gainesville HS	ED	18 on 3/22	m	jf	APTS
2	RTC	5 mo	1	Potomac Shor.MS	OHI	14	f	ap	ACCO
3	Absences then ??	6 mo	1	Fitzgerald ES	TBI	12	f	gj	MATH
4	PennFoster online	1 yr	2	Woodbridge HS	MultiD	15	m	ptk	Keys Academy
5	Moved MD	1.5 yr	1	20110 Pace Wes	ED	16	m	aa	PHIL
6	Truancy out Sept.	6.25 yr	2	Loch Lomond E	ED	15	m	pw	APTS
7	Congo not back since Nov	6.4 yr	1	Ellis ES	Autism	26	m	rk	APTS

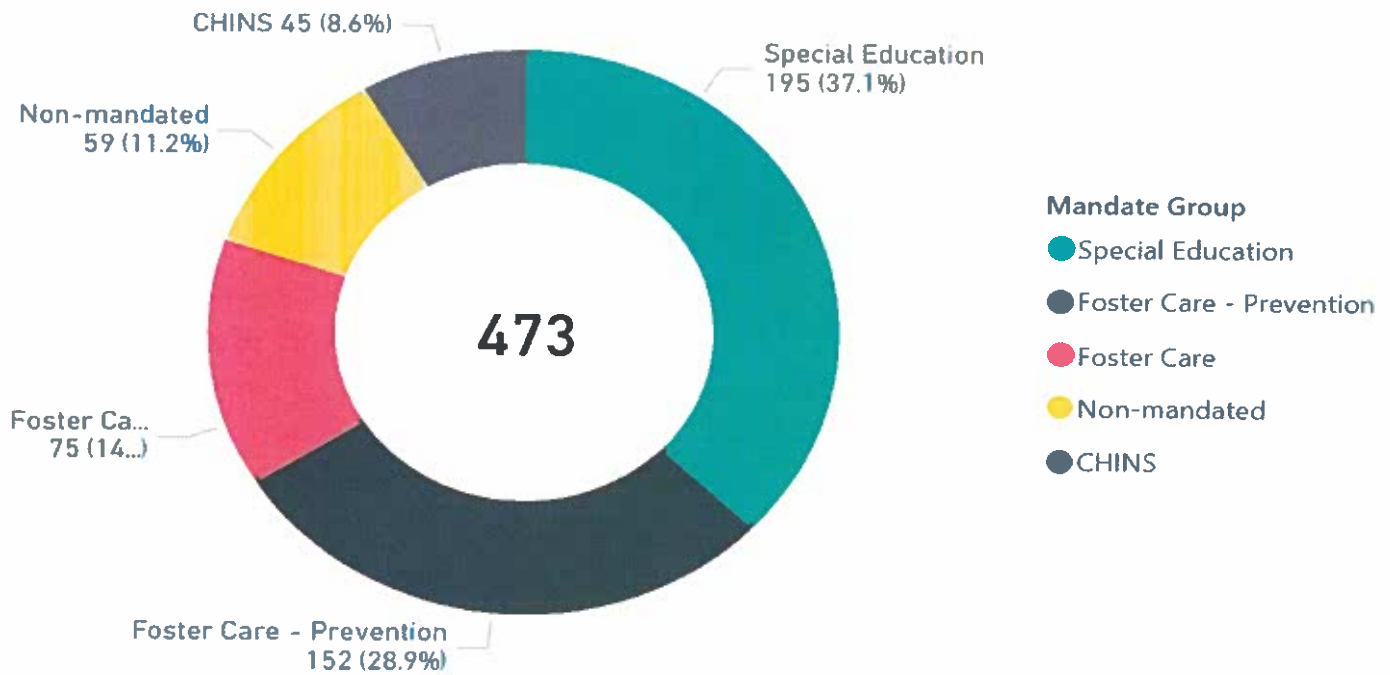
# CPMT Data Report – 4/18/2024

## FY24 Q3

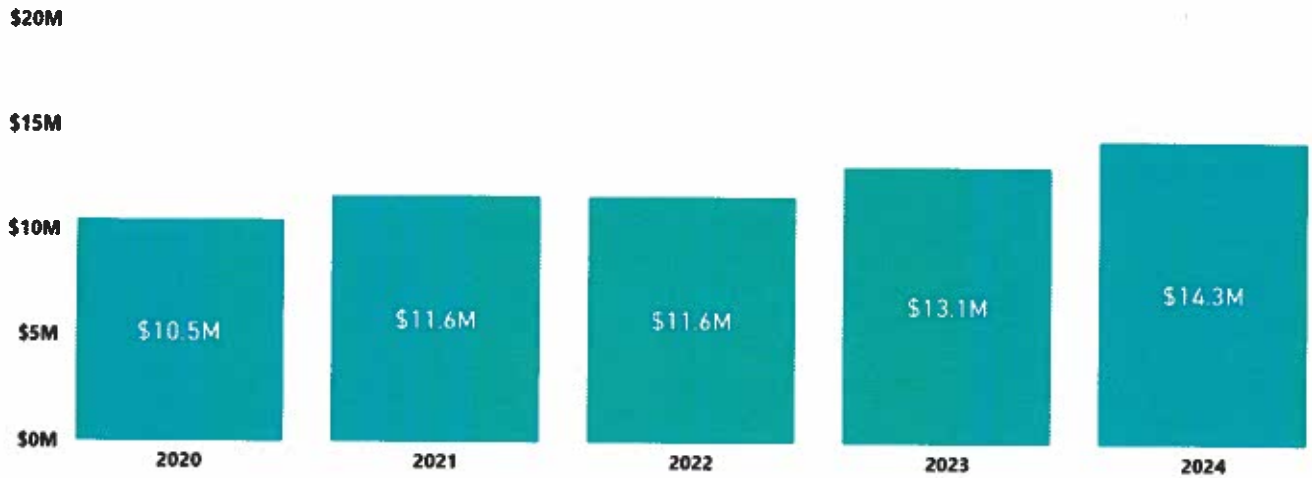
### YTD Distinct Child Count Through 04/15



### Distinct Child Count By Mandate Type



# YTD Total Net Expenditures Through 04/15



## Total Net Expenditures By Expenditure Code

