



CPMT MINUTES
July 20, 2023
Sudley North – Jean McCoy
2:00 – 3:30 PM

CPMT Members:

Courtney Tierney, Chair, DSS
Alison Ansher, PWHD
Lisa Fouser, Parent Representative
Elijah Johnson, Assistant County Executive
Lisa Madron, CS
Carl Street, Youth for Tomorrow (Private Provider)

Others Present:

Julie Arquette, DSS CSA
Shazia Chughtai, DSS CSA
Felicia Garnett, DSS CSU
Jessica McCauley, DSS CSA
Shela White, DSS CSA

Open Meeting:

Courtney Tierney, Chair, opened the meeting at 2:05 PM.

Minutes from June 15, 2023, were presented. **MOTION** to approve as presented. [CS motion, AA seconded, EJ sustained]. Motion carried.

Expenditures and budget review – presented by Courtney Tierney

- Budget – FY23 YTD, was reviewed.
- Expenditures – **MOTION** to approve expenditure approvals FY23 from 6/12/23 - 6/30/23. [E] motion, LM seconded]. Motion carried.
- Expenditures – **MOTION** to approve expenditure approvals FY24 from 6/12/23 - 7/14/23. [CS motion, LF seconded]. Motion carried.

FAPT Member Approval F24 – **MOTION** to approve list for FY24 FAPT members as presented. [E] motion, LF seconded]. Motion carried.

FY24 CPMT Meeting Dates – Jessica presented the FY24 CPMT meeting dates.

First Review – Jessica presented the first review of the Policy Manual revisions with one minor change, to remove term limits for FAPT private providers and parent representatives.

Quarterly Utilization Review

- **RTC Status** – presented by She'la White. Residential report is attached.
- **SPED Private Day School Status** – presented by Julie Arquette. Private Day report is attached.

CSA PROGRAM SUMMARY

(as of June 30, 2023)

		FY23 Budget	YTD Actuals	Balance	Proj. FY23 Revenue	Variance to Budget
State (includes Medicaid Holdback)		\$ 17,511,517	\$ 12,662,850	\$ 4,848,667	\$ 14,442,235	\$ 3,069,282
PWC - Public Schools		\$ 311,501	\$ 311,501	\$ -	\$ 311,501	\$ -
Revenue Total		\$ 17,823,018	\$ 12,974,351	\$ 4,848,667	\$ 14,753,736	\$ 3,069,282
CSA Program	CSA Category	FY23 Budget	YTD Actuals	Balance	Proj. FY23 Expenditures	
Admin*	Admin	\$ 454,425	\$ 693,776	\$ (239,352)	\$ 693,776	\$ (239,352)
	Harmony Replacement Project	\$ 874,606	\$ 842,397	\$ 32,209	\$ 842,397	\$ 32,209
Admin Total		\$ 1,329,031	\$ 1,536,174	\$ (207,143)	\$ 1,536,174	\$ (207,143)
COMMUNITY BASED	2F - FC Prevention Non-Residential	\$ 1,463,171	\$ 1,068,626	\$ 394,545	\$ 1,100,000	\$ 363,171
	2F1 - FC Prevention Non-Residential	\$ 122,755	\$ 105,790	\$ 16,965	\$ 120,000	\$ 2,755
	2G - Special Education - Private Day	\$ 14,645,009	\$ 14,356,744	\$ 288,265	\$ 15,250,000	\$ (604,991)
	2h - Wraparound Services - SPED	\$ 10,520	\$ 661	\$ 9,860	\$ 1,000	\$ 9,520
	3 - Non-Mandated CB Service	\$ 779,745	\$ 637,389	\$ 142,356	\$ 700,000	\$ 79,745
COMMUNITY BASED Total		\$ 17,021,200	\$ 16,169,209	\$ 851,991	\$ 17,171,000	\$ (149,800)
FOSTER CARE	2a - Therapeutic FC IV-E	\$ 84,144	\$ 81,268	\$ 2,876	\$ 100,000	\$ (15,856)
	2a1 - Therapeutic FC	\$ 324,656	\$ 286,043	\$ 38,613	\$ 300,000	\$ 24,656
	2a2 - Therapeutic FC (NCFC & PA)	\$ -	\$ -	\$ -	\$ -	\$ -
	2c - FC IV-E	\$ 254,426	\$ 185,548	\$ 68,878	\$ 250,000	\$ 4,426
	2e - Family FC	\$ 628,428	\$ 470,639	\$ 157,789	\$ 500,000	\$ 128,428
FOSTER CARE Total		\$ 1,291,654	\$ 1,023,498	\$ 268,156	\$ 1,150,000	\$ 141,654
RESIDENTIAL	1a - FC & TFC IV-E	\$ 71,263	\$ 65,164	\$ 6,099	\$ 75,000	\$ (3,737)
	1b - FC & TFC Non-IV-E	\$ 984,591	\$ 670,565	\$ 314,026	\$ 700,000	\$ 284,591
	1c - FC Prevention Residential	\$ 611,695	\$ 549,089	\$ 62,606	\$ 550,000	\$ 61,695
	1d - Non-Mandated Res Service	\$ -	\$ -	\$ -	\$ -	\$ -
	1e - Special Education	\$ 1,247,347	\$ 908,304	\$ 339,043	\$ 1,000,000	\$ 247,347
	2i - Crisis Stabilization	\$ -	\$ -	\$ -	\$ -	\$ -
RESIDENTIAL Total		\$ 2,914,896	\$ 2,193,122	\$ 721,774	\$ 2,325,000	\$ 589,896
Expenditure Total		\$ 22,556,781	\$ 20,922,004	\$ 1,634,778	\$ 22,182,174	\$ 374,607
General Fund Tax Support		\$ 4,733,763			\$ 7,428,438	\$ (2,694,675)

* Admin - Title IV-E staff budget needs to be shifted to the CSA Program to align with the shift from Family Services to CSA.

CPMT Approval Table

Agency: CS

FAPT Date	Case Manager	Client's Initials	Type Svcs*	Eligibility	Ser. Dates (start - end)	CM Request	FAPT Recommended	CPMT Approved	Comments
6/14/2023	Black	SG	CB	FCP	06/16/23-06/30/23	\$1,164.40	\$1,164.40	\$1,164.40	
6/14/2023	Vymetal-Taylor	IA	RTC	M	06/20/23-06/30/23	\$5,988.46	\$5,988.46	\$5,988.46	Admin request
6/21/2023	Lockett	JW	RTC	M	06/21/23-06/30/23	\$4,242.88	\$4,242.88	\$4,242.88	Admin request
6/21/2023	Martinez	JM	CB	FCP	06/23/23-06/30/23	\$1,860.00	\$1,860.00	\$1,860.00	
6/28/2023	Witherspoon	CK	RTC	M	06/29/23-06/30/23	\$1,406.08	\$1,406.08	\$1,406.08	
Total CS						\$14,661.82	\$14,661.82	\$14,661.82	

Agency: CSU

FAPT Date	Case Manager	Client's Initials	Type Svcs*	Eligibility	Ser. Dates (start - end)	CM Request	FAPT Recommended	CPMT Approved	Comments
6/14/2023	James	LP	RTC	M	06/26/23-06/30/23	\$3,138.80	\$3,138.80	\$3,138.80	Admin request
Total CSU						\$3,138.80	\$3,138.80	\$3,138.80	

Agency: DSS



FAPT Date	Case Manager	Client's Initials	Type Svcs*	Eligibility	Ser. Dates (start - end)	CM Request	FAPT Recommended	CPMT Approved	Comments
6/20/2023	Combs	SB	CB	M	06/22/23-06/30/23	\$1,300.00	\$1,300.00	\$1,300.00	
Total DSS						\$1,300.00	\$1,300.00	\$1,300.00	

Agency: PWCS

FAPT Date	Case Manager	Client's Initials	Type Svcs*	Eligibility	Ser. Dates (start - end)	CM Request	FAPT Recommended	CPMT Approved	Comments
6/16/2023	Danner	JA	CB	NM	06/19/23-06/30/23	\$500.00	\$500.00	\$500.00	
6/16/2023	Danner	BL	CB	NM	06/19/23-06/30/23	\$750.00	\$750.00	\$750.00	
6/20/2023	Naples	AW	CB	FCP	06/22/23-06/30/23	\$650.00	\$650.00	\$650.00	
6/23/2023	Naples	EJ	CB	NM	06/27/23-06/30/23	\$475.00	\$475.00	\$475.00	
6/28/2023	Orr	AS	CB	NM	06/28/23-06/30/23	\$300.00	\$300.00	\$300.00	
6/30/2023	Danner	CR	SPED/RTC	IEP	06/11/23-06/30/23	\$9,465.00	\$9,465.00	\$9,465.00	
Total PWCS						\$12,140.00	\$12,140.00	\$12,140.00	

Grand Total \$31,240.62 \$31,240.62 \$31,240.62

CPMT Chair - Courtney Tierney

Signature: 
 Date: 

CPMT Approval Table



7/1/2023	Govan	MAR	FC Maint	M	07/1/23-06/30/24	\$14,124.00		\$14,124.00	FC services, no FAPT required
7/1/2023	Govan	SAR	FC Maint	M	07/1/23-06/30/24	\$13,560.00		\$13,560.00	FC services, no FAPT required
7/1/2023	Holmes	MB	FC Maint	M	07/1/23-10/15/23	\$2,825.40		\$2,825.40	FC services, no FAPT required
7/1/2023	Combs	SB	FC Maint	M	07/1/23-08/24/23	\$3,823.24		\$3,823.24	FC services, no FAPT required
7/1/2023	Miller	CCE	FC Maint	M	07/1/23-06/30/24	\$9,732.00		\$9,732.00	FC services, no FAPT required
7/1/2023	Conley	CCM	FC Maint	M	07/1/23-06/30/24	\$9,732.00		\$9,732.00	FC services, no FAPT required
7/1/2023	Conley	KCM	FC Maint	M	07/1/23-11/10/23	\$3,514.30		\$3,514.30	FC services, no FAPT required
7/1/2023	Wooten	MC	FC Maint	M	07/1/23-06/30/24	\$9,732.00		\$9,732.00	FC services, no FAPT required
7/1/2023	Holmes	CD	FC Maint	M	07/1/23-06/30/24	\$9,732.00		\$9,732.00	FC services, no FAPT required
7/1/2023	Williams	RG	FC Maint	M	07/1/23-06/30/24	\$7,668.00		\$7,668.00	FC services, no FAPT required
7/1/2023	Combs	BG	FC Maint	M	07/1/23-06/30/24	\$9,732.00		\$9,732.00	FC services, no FAPT required
7/1/2023	Annand	AGM	FC Maint	M	07/1/23-06/30/24	\$12,420.00		\$12,420.00	FC services, no FAPT required
7/1/2023	Annand	CGM	FC Maint	M	07/1/23-06/30/24	\$15,732.00		\$15,732.00	FC services, no FAPT required
7/1/2023	Annand	LH	FC Maint	M	07/1/23-06/30/24	\$6,564.00		\$6,564.00	FC services, no FAPT required
7/1/2023	Williams	BJ	FC Maint	M	07/1/23-06/30/24	\$6,564.00		\$6,564.00	FC services, no FAPT required
7/1/2023	Wooten	DJ	FC Maint	M	07/1/23-06/30/24	\$9,732.00		\$9,732.00	FC services, no FAPT required
7/1/2023	Govan	JK	FC Maint	M	07/1/23-06/30/24	\$6,564.00		\$6,564.00	FC services, no FAPT required
7/1/2023	Annand	TMG	FC Maint	M	07/1/23-06/30/24	\$15,108.00		\$15,108.00	FC services, no FAPT required
7/1/2023	McMullen	AM	FC Maint	M	07/1/23-03/02/24	\$10,572.32		\$10,572.32	FC services, no FAPT required
7/1/2023	Ryerson	LP	FC Maint	M	07/1/23-06/30/24	\$9,732.00		\$9,732.00	FC services, no FAPT required
7/1/2023	Thompson	APC	FC Maint	M	07/1/23-06/30/24	\$9,732.00		\$9,732.00	FC services, no FAPT required
7/1/2023	Otoo	DRM	FC Maint	M	07/1/23-06/30/24	\$9,732.00		\$9,732.00	FC services, no FAPT required
7/1/2023	Ryerson	BR	FC Maint	M	07/1/23-11/20/23	\$6,920.60		\$6,920.60	FC services, no FAPT required
Total DSS						\$495,472.54	\$308,309.28	\$495,472.54	

Agency: PWCS

FAPT Date	Case Manager	Client's Initials	Type Svcs*	Eligibility	Ser. Dates (start - end)	CM Request	FAPT Recommended	CPMT Approved	Comments
6/13/2023	Naples	SR	CB	NM	07/01/23-12/31/23	\$8,050.00	\$8,050.00	\$8,050.00	
6/15/2023	Naples	EM	CB	NM	07/01/23-11/30/23	\$3,000.00	\$3,000.00	\$3,000.00	Admin request
6/15/2023	Danner	JA	CB	NM	07/01/23-12/31/23	\$15,700.00	\$15,700.00	\$15,700.00	
6/15/2023	Danner	BL	CB	NM	07/01/23-12/31/23	\$12,500.00	\$12,500.00	\$12,500.00	
6/20/2023	Naples	AW	CB	FCP	07/01/23-12/31/23	\$17,225.00	\$17,225.00	\$17,225.00	
6/23/2023	Naples	EJ	CB	NM	07/01/23-12/31/23	\$8,450.00	\$8,450.00	\$8,450.00	
6/27/2023	Raymo	KH	CB	FCP	07/01/23-12/31/23	\$9,100.00	\$9,100.00	\$9,100.00	Admin request
6/27/2023	Abramson	AD	CB	NM	07/01/23-12/31/23	\$6,210.00	\$6,210.00	\$6,210.00	
6/28/2023	Raymo	ET	CB	NM	07/01/23-12/31/23	\$4,500.00	\$4,500.00	\$4,500.00	
6/28/2023	Orr	CRL	CB	NM	07/01/23-12/31/23	\$38,503.40	\$38,503.40	\$38,503.40	
6/28/2023	Orr	AS	CB	NM	07/01/23-12/31/23	\$13,680.00	\$13,680.00	\$13,680.00	
6/30/2023	Orr	DGR	CB	FCP	07/01/23-12/31/23	\$8,450.00	\$8,450.00	\$8,450.00	
6/30/2023	Danner	CRL	Sped/RTC	IEP	07/01/23-12/31/23	\$63,122.00	\$63,122.00	\$63,122.00	
7/11/2023	Danner	JR	CB	NM	07/13/23-12/31/23	\$10,850.00	\$10,850.00	\$10,850.00	
7/12/2023	Raymo	KR	CB	NM	08/01/23-01/31/24	\$9,180.00	\$9,180.00	\$9,180.00	
7/12/2023	Raymo	KR	CB	NM	08/01/23-01/31/24	\$9,180.00	\$9,180.00	\$9,180.00	
7/12/2023	Abramson	AD	CB	NM	07/14/23-12/31/23	\$3,900.00	\$3,900.00	\$3,900.00	Admin request
Total PWCS						\$241,600.40	\$241,600.40	\$241,600.40	

Grand Total \$1,503,906.70 \$1,316,743.44 \$1,503,906.70

CPMT Chair - Courtney Tierney

Signature: 
 Date: 

FAPT Members – FY24

FAPT – West

Community Services	April Walker
Juvenile Court Services Unit	Tim Dzubak
Parent Representative	Heide Atwood
Private Provider	VACANT
Schools	LeighAnn Sutton
Social Services	Caroline Smith

FAPT – East

Community Services	Karen Spence
Juvenile Court Services Unit	Tim Dzubak
Parent Representative	Heide Atwood
Private Provider	VACANT
Schools	Shared among alternates
Social Services	Steven Devers

FAPT – Mid-County

Community Services	LaChondra Everett
Juvenile Court Services Unit	Christy Fox
Parent Representative	Heide Atwood
Private Provider	Vassi Griffis, Hallmark
Schools	Dawn Gurganeous
Social Services	Alice Harris

Alternates:

Community Services	Jessica Martinez Kaniya Alston Abrishiel Lockett Beth Collins Tina DiGiacomo Gabriella Padron Sarah Smith Jenna Popovich Martina Mitchell Emily Girard Jeny Martinez Mari Pringle Lindsay Hanner Melissa Cimino-Hurt Damaris Gutierrez Rachel Gilbert
--------------------	--

	Monique Connor Casey Rosales Kristin Pavlich Conrad Smith Michelle Ramirez Sabrina Urquhart Vicky Neale Jessica Mayes Vicki Hutman Jessica Stewart Vicki Otchere Marlane Russell-Williams Scott Foor
Juvenile Court Services Unit	Tammy Archibald Jennifer Sizer
Schools	Michael Abramson Denise Naples Nicole Raymo Caitlin Orr Sheri Danner Ron Pannell
Social Services	Diane Gestrich Trudy Miller Casey Otoo Paul Thompson Theresa Wilson

Community Policy and Management Team FY 2024 Meeting Dates

The CPMT meets on the third Thursday of each month at 2:00 PM
Sudley North Government Center, Jean McCoy Conference Room

July 20, 2023

August 17, 2023 – NO MEETING

September 21, 2023

October 19, 2023

November 16, 2023

December – NO MEETING

January 18, 2024

February 15, 2024

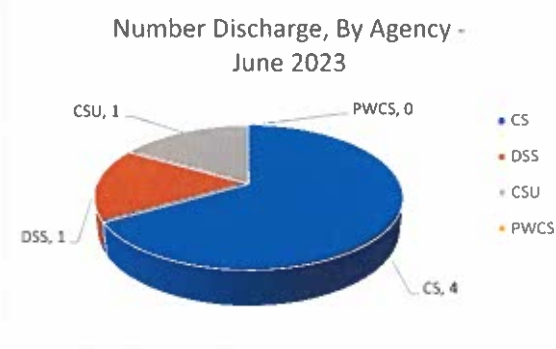
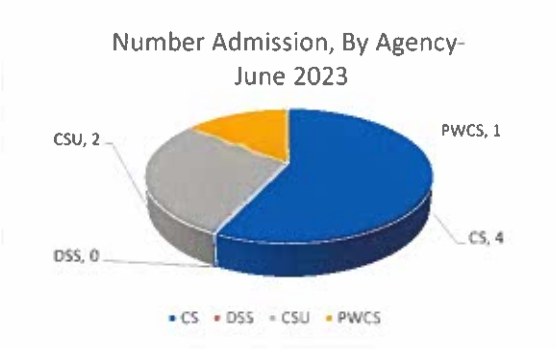
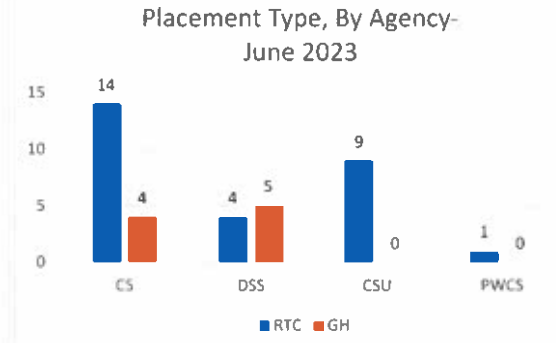
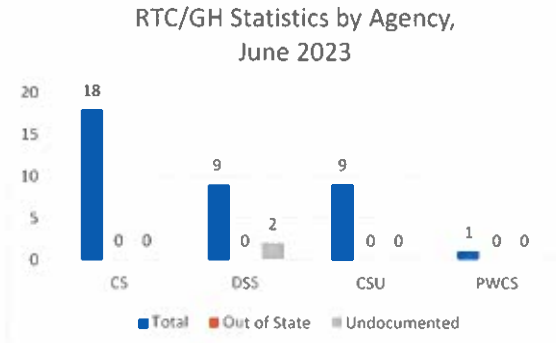
March 21, 2024

April 18, 2024

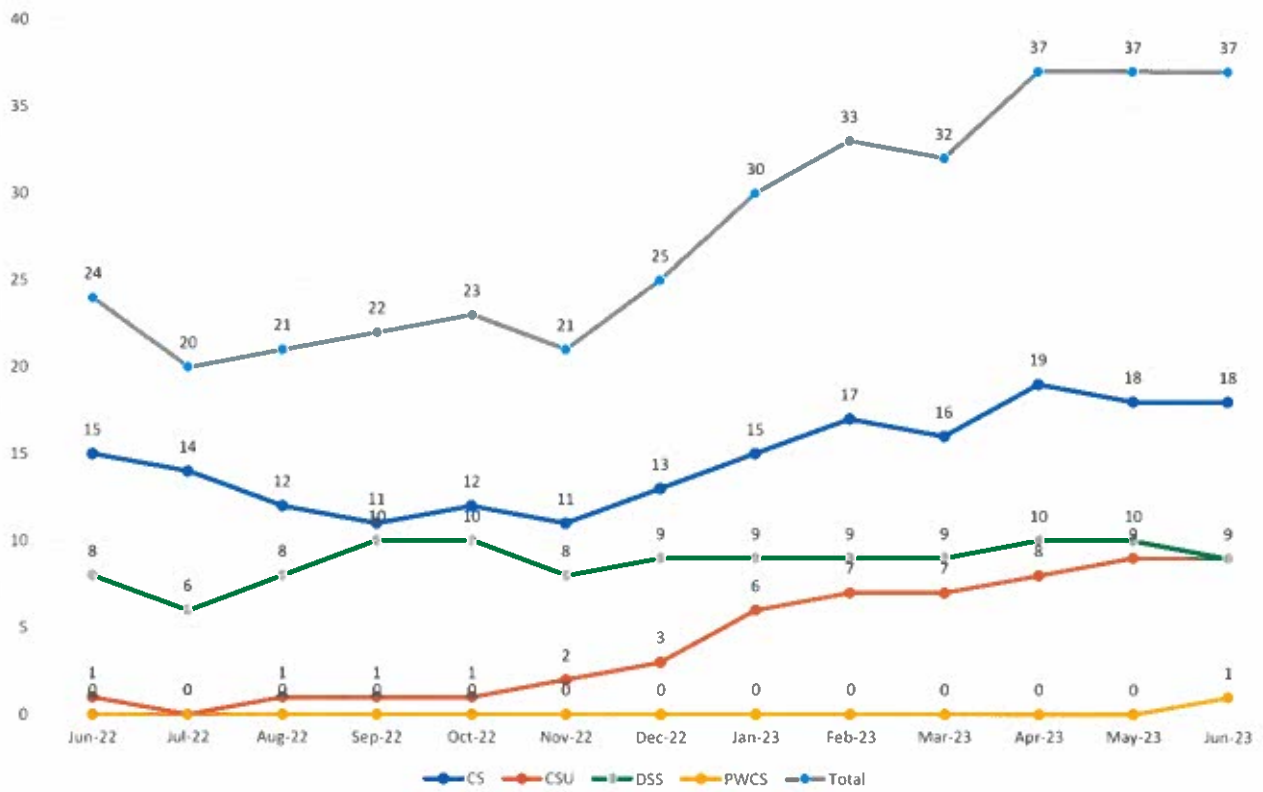
May 16, 2024

June 20, 2024

Residential Treatment Center Status
 RTC/GH Total: 37 (06/30/23)

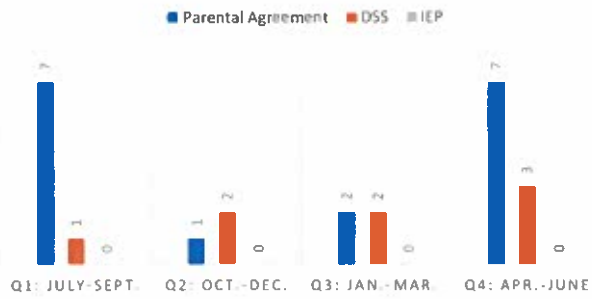


Monthly Residential Count
June 2023

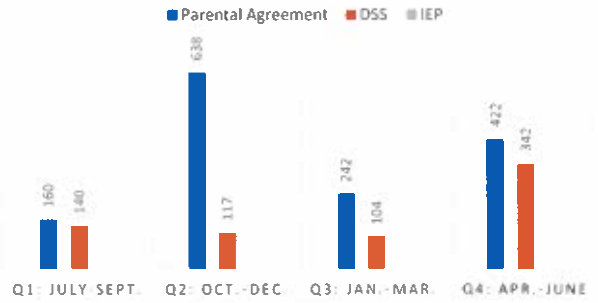


Quarterly RTC Report: April 2023-June 2023

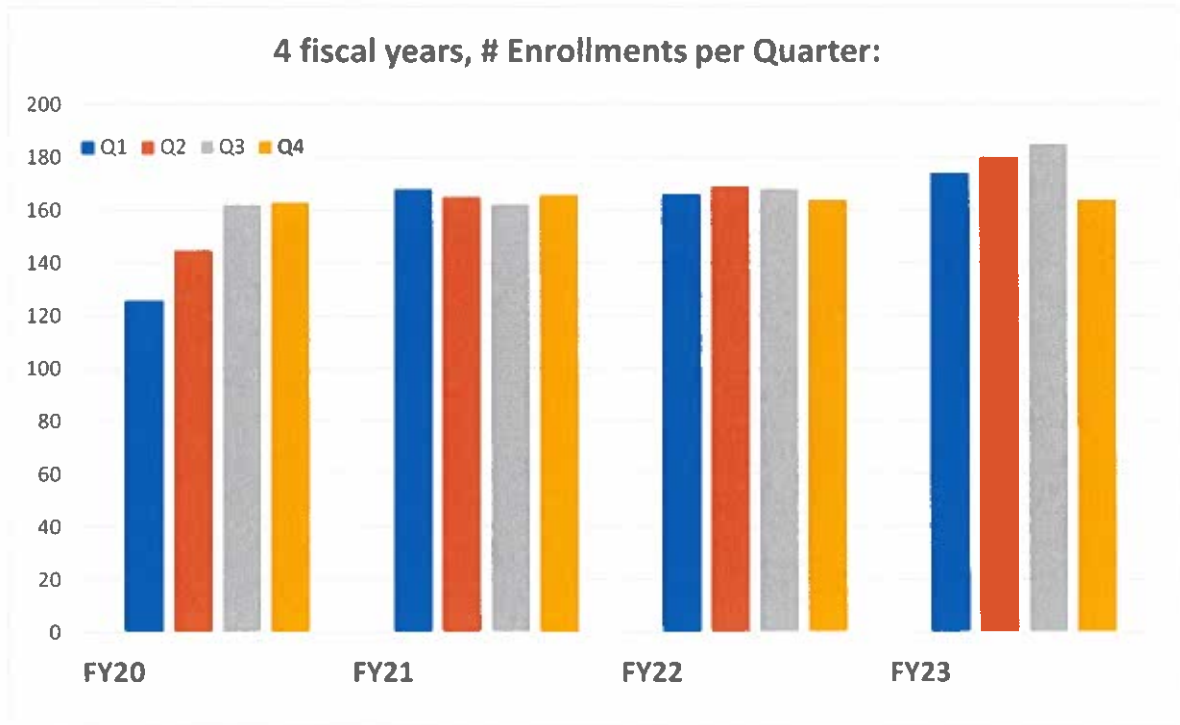
**FY23 NUMBER OF DISCHARGES,
BY PLACEMENT TYPE**



**FY23 LENGTH OF STAY, IN DAYS,
BY PLACEMENT TYPE**



PRIVATE DAY STUDENT ENROLLMENTS



Tally # students per FY and Quarters

	FY20	FY21	FY22	FY23
Q1	126	168	166	174
Q2	145	165	169	180
Q3	162	162	168	185
Q4	163	166	164	164

Movements in 4th quarter:

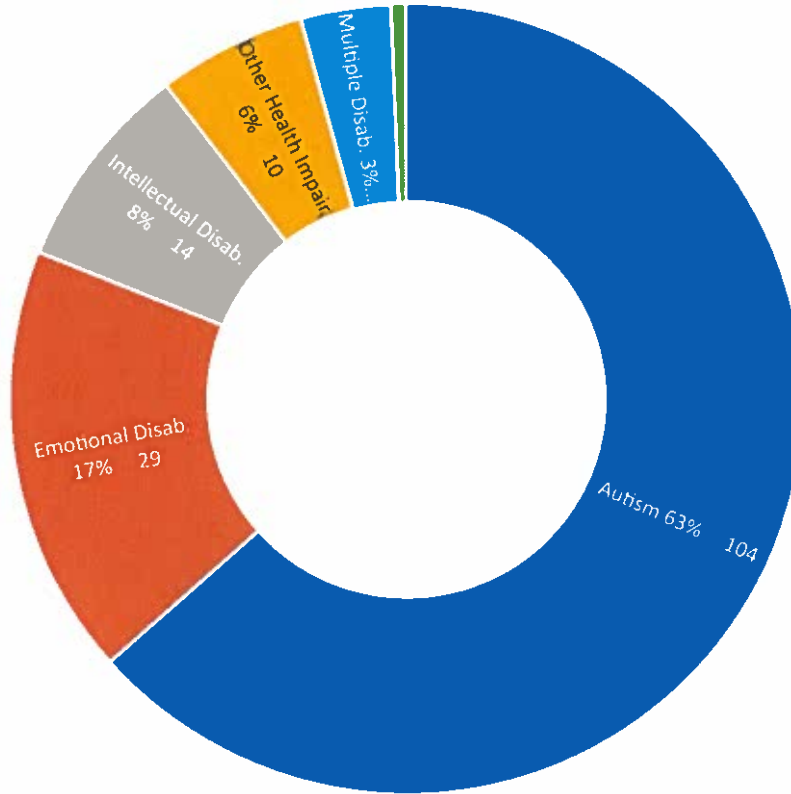
27 exits: 11 aged out; 9 Graduated; 7 exit other status (moved, home school, ESY)

6 new students entered day school per IEP mandate -- 3 Autism, 2 Emo.Dis., 1 Other Health Imp.

Arrangements are made for 4 additional new students to begin in FY24.

Distribution of Disability Types at Year's End

- Autism 63%
- Emotional Disab. 17%
- Intellectual Disab. 8%
- Other Health Impair. 6%
- Multiple Disab. 3%
- Developmental Dis.



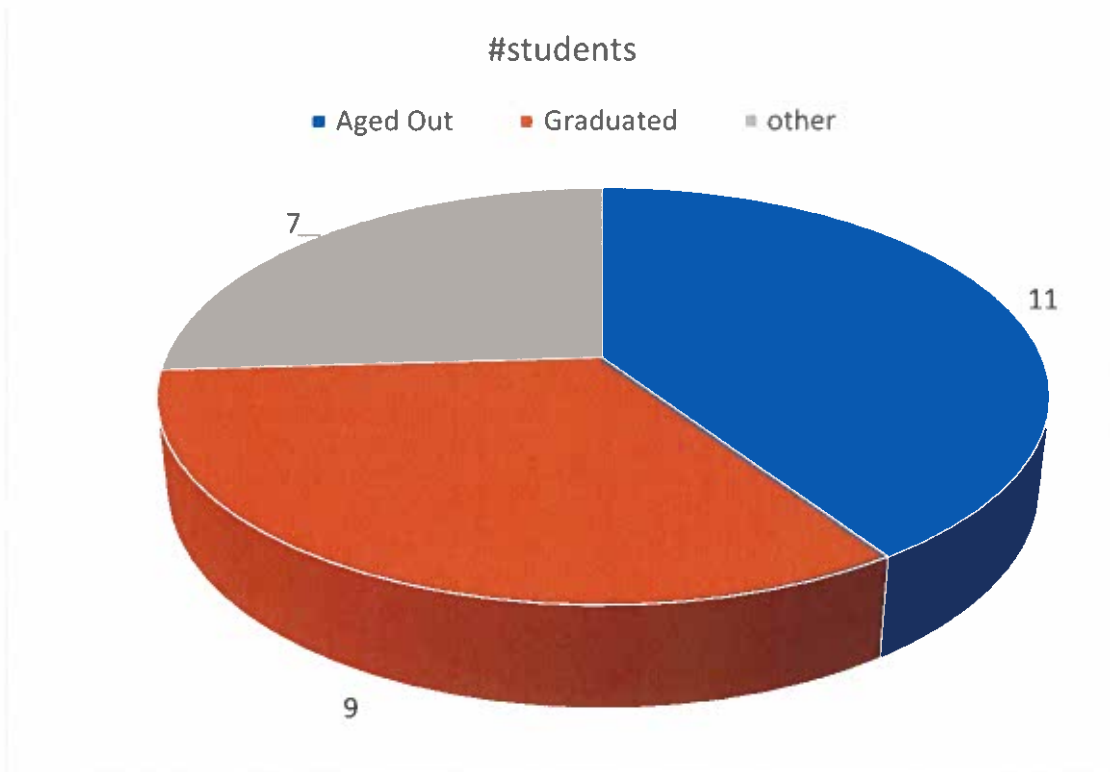
(pie chart above)

# Disability types:	Qtr 4	Qtr 3
Autism 63%	104	111
Emotional Disab. 17%	29	37
Intellectual Disab. 8%	14	19
Other Health Impair. 6%	10	8
Multiple Disab. 3%	6	9
Developmental Dis.	1	1
Total : 18 less than 3rd qtr.	164	185

Ages / # Students:

7 to 12	46
13 to 17	78
18 to 22	40
total	164

FY23 Exit Status of 27 students from private day schools:



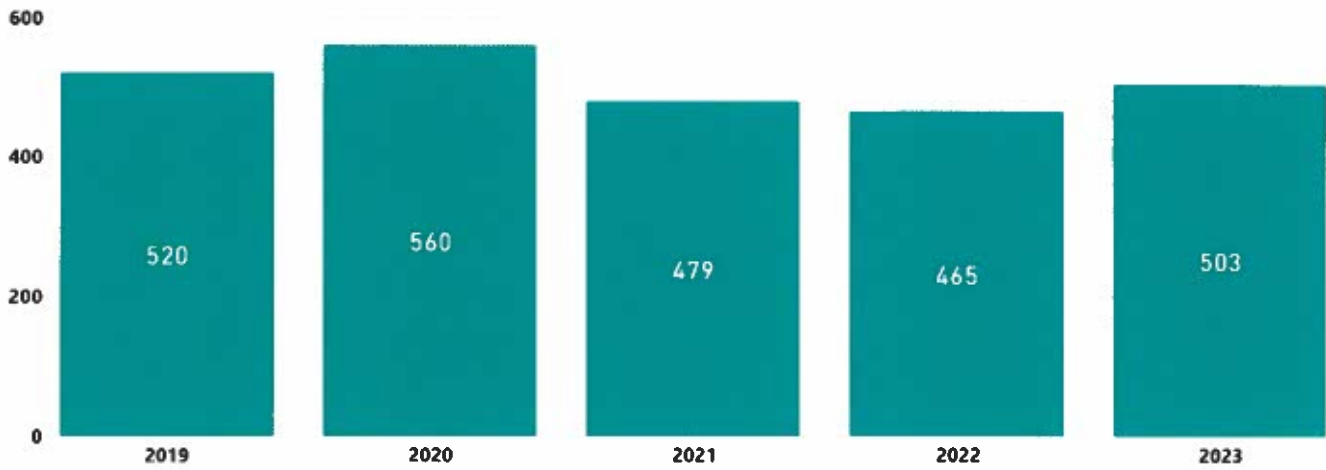
(Other: Moved, ESY, Terminated, Home school)

Status	Ave Time in PD
Aged Out	69.4 months
Graduated	46.6 months
other	17.7 months

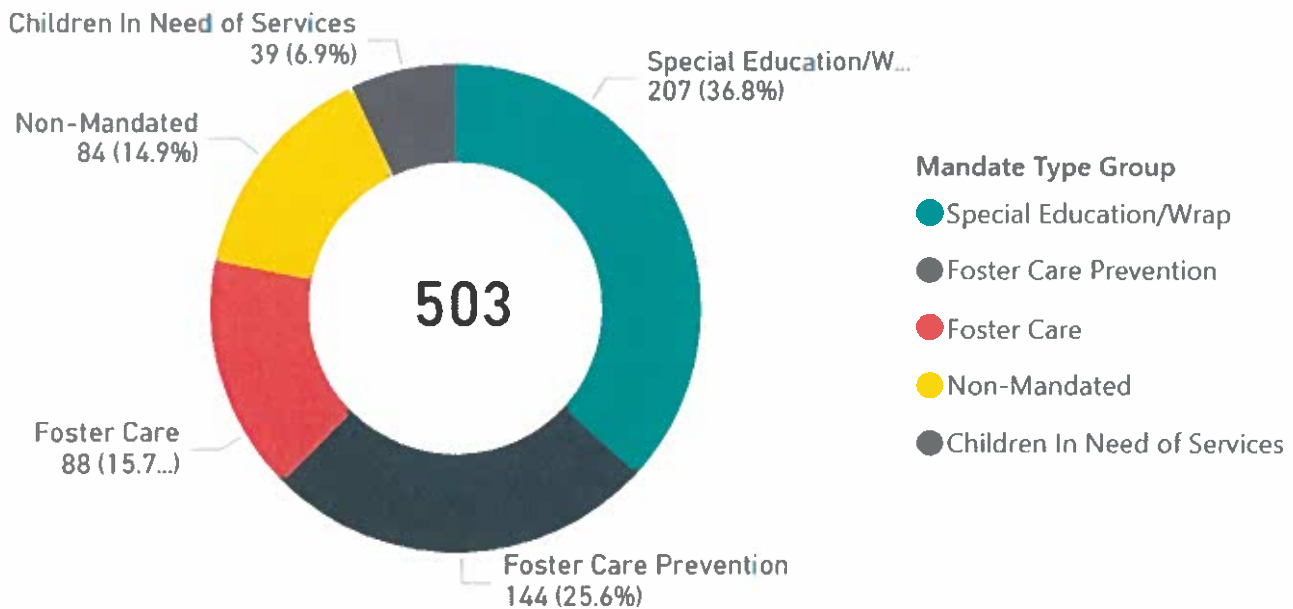
Status	Ave Age at Exit
Aged Out	22 years
Graduated	18.5 years
other	15.5 years

CPMT Data Report – 7/20/2023

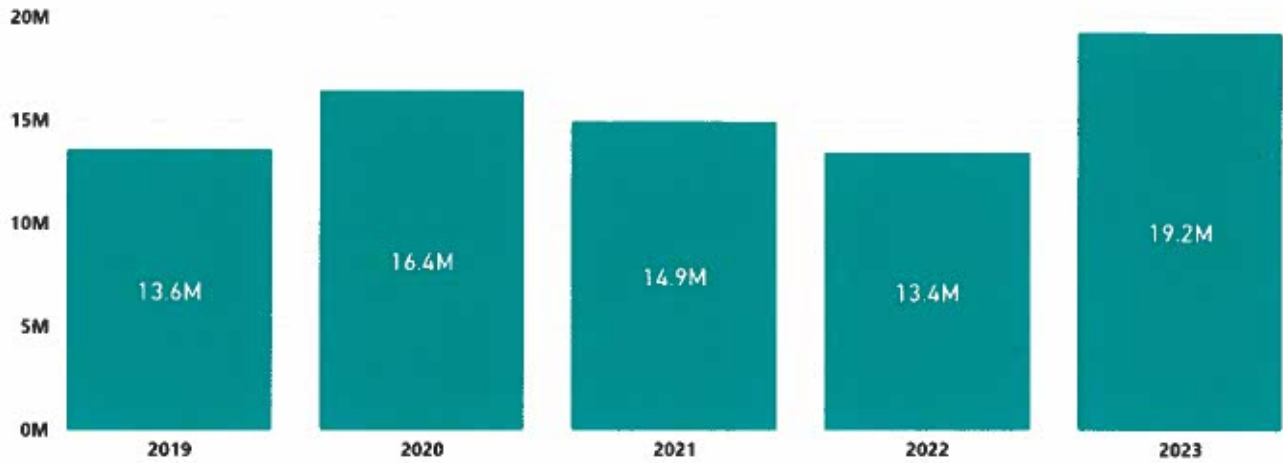
YTD Distinct Child Count Through 7/14



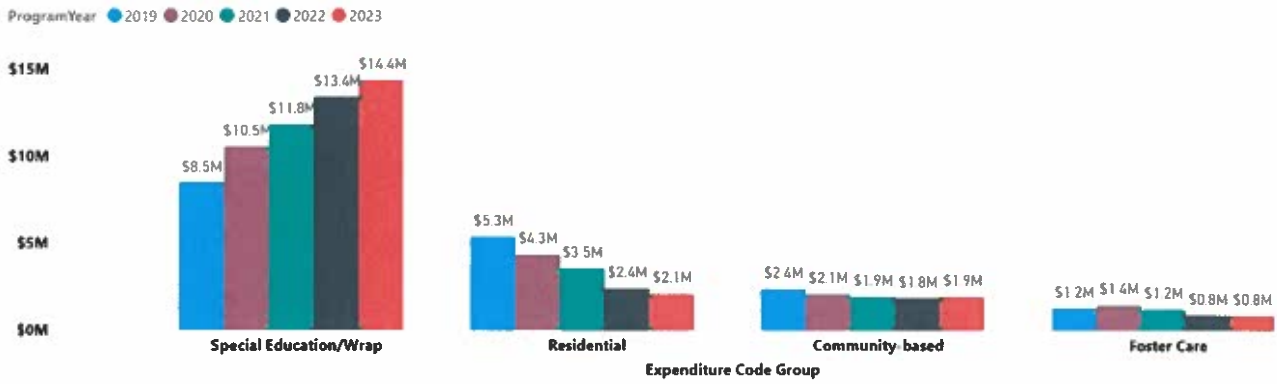
Distinct Child Count By Mandate Type



YTD Total Net Expenditures Through 7/14



Total Net Expenditures By Expenditure Code



Current FY data reflective of youth served and expenditures made through 6/30/2023