

**CPMT MINUTES**  
**October 20, 2022**  
Sudley North – Jean McCoy  
2:00 – 3:30 PM

**CPMT Members:**

Courtney Tierney, Chair, DSS  
Kim Keller, Vice Chair, JCSU  
Carl Street, Youth for Tomorrow (Private Provider)  
Alison Ansher, PWHD  
Lisa Madron, CS  
Michelle Roper, PWCS  
Lisa Fouser, Parent Representative

**Others Present:**

Jessica Webb, DSS CSA  
Julie Arquette, DSS CSA  
Shazia Chughtai, DSS CSA  
Ron Pannell, PWCS  
She'la White, DSS CSA

**Open Meeting:**

Courtney Tierney, Chair, opened the meeting at 2:01 PM.

**Approve Minutes**

Minutes from September 15, 2022, were presented. **MOTION** to approve as presented. [KK motion, LM seconded MR abstained].

**Expenditures and budget review** – presented by Courtney Tierney

- Budget – Budget for FY22 final; FY23 YTD, was reviewed.
- Expenditures – **MOTION** to approve expenditure approvals from 9/12/22 – 10/14/22. [CS motion, MR seconded].

**JARC Update** – Courtney will draft a resolution to present to the BOCS to remove the requirement for JARC to continue.

**Quarterly Utilization Management**

- **RTC Status** – presented by She'la White. Residential report is attached.
- **SPED Private Day School Status** – presented by Julie Arquette. Private Day report is attached.

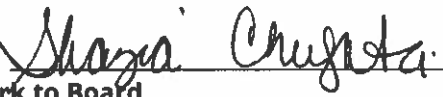
**CSA Division Report** – presented by Jessica Webb

- FY22 CQI report showing final FY22 data, was presented and is attached.
- Private Day School – Initial fiscal analysis of the IEP tier implementation, starting FY24, projects an approximate \$500,000 increase in private day expenditures.

- Parent Representative Recruitment – CSA looking into offering a stipend for parent due to the fact there is shortage for parent reps at FAPT.
- Private Provider Term limits – Discussion regarding the private provider term limit. Consensus was that the local policy and bylaws can be revisited to remove the maximum term limits; however, terms will continue to be for two-year increments and will be reviewed before a term renewal.
- “Tell Me Something Good” – Congratulations to Michelle Roper on her new opportunity in Washington State. She will be missed!

**CLOSURE**

Courtney Tierney closed the meeting at 2:50 PM. Next meeting is on November 17, 2022.

APPROVED:  \_\_\_\_\_  
Clerk to Board

# CSA PROGRAM SUMMARY

(as of June 30, 2022)

		FY22 Budget	YTD Actuals	Balance	Proj. FY22 Revenue
State (includes Medicaid Holdback)		\$ 17,511,517	\$ 12,847,101	\$ 4,664,416	\$ 12,040,362
PWC - Public Schools		\$ 329,799	\$ 329,799	\$ -	\$ 329,799
<b>Revenue Total</b>		<b>\$ 17,841,316</b>	<b>\$ 13,176,900</b>	<b>\$ 4,664,416</b>	<b>\$ 12,370,161</b>
CSA Program	CSA Category	FY22 Budget	YTD Actuals	Balance	Proj. FY22 Expenditures
Admin	Admin	\$ 401,475	\$ 435,934	\$ (34,459)	\$ 435,934
<b>Admin Total</b>		<b>\$ 401,475</b>	<b>\$ 435,934</b>	<b>\$ (34,459)</b>	<b>\$ 435,934</b>
COMMUNITY BASED	2F - FC Prevention Non-Residential	\$ 2,134,982	\$ 1,234,126	\$ 900,856	\$ 1,697,850
	2F1 - FC Prevention Non-Residential	\$ 115,492	\$ 100,380	\$ 15,111	\$ 100,380
	2G - Special Education - Private Da	\$ 15,145,009	\$ 12,418,968	\$ 2,726,041	\$ 13,650,648
	2h - Wraparound Services - SPED	\$ 110,520	\$ 60	\$ 110,460	\$ 60
	3 - Non-Mandated CB Service	\$ 779,745	\$ 192,610	\$ 587,135	\$ 192,610
<b>COMMUNITY BASED Total</b>		<b>\$ 18,285,748</b>	<b>\$ 13,946,145</b>	<b>\$ 4,339,603</b>	<b>\$ 15,641,548</b>
FOSTER CARE	2a - Therapeutic FC IV-E	\$ 84,144	\$ 60,691	\$ 23,453	\$ 60,691
	2a1 - Therapeutic FC	\$ 513,619	\$ 385,637	\$ 127,982	\$ 385,637
	2a2 - Therapeutic FC (NCFC & PA)	\$ -	\$ -	\$ -	\$ -
	2c - FC IV-E	\$ 64,426	\$ 166,670	\$ (102,244)	\$ 166,670
	2e - Family FC	\$ 1,228,678	\$ 345,811	\$ 882,867	\$ 345,811
<b>FOSTER CARE Total</b>		<b>\$ 1,890,867</b>	<b>\$ 958,809</b>	<b>\$ 932,058</b>	<b>\$ 958,809</b>
RESIDENTIAL	1a - FC & TFC IV-E	\$ 71,263	\$ 141,129	\$ (69,866)	\$ 141,129
	1b - FC & TFC Non-IV-E	\$ 981,478	\$ 693,282	\$ 288,196	\$ 693,282
	1c - FC Prevention Residential	\$ 3,499,619	\$ 70,028	\$ 3,429,591	\$ 70,028
	1d - Non-Mandated Res Service	\$ -	\$ -	\$ -	\$ -
	1e - Special Education	\$ 1,520,271	\$ 1,094,651	\$ 425,621	\$ 1,301,095
	2i - Crisis Stabilization	\$ -	\$ -	\$ -	\$ -
<b>RESIDENTIAL Total</b>		<b>\$ 6,072,632</b>	<b>\$ 1,999,090</b>	<b>\$ 4,073,542</b>	<b>\$ 2,205,534</b>
<b>Expenditure Total</b>		<b>\$ 26,650,721</b>	<b>\$ 17,339,977</b>	<b>\$ 9,310,744</b>	<b>\$ 19,241,824</b>
<b>General Fund Tax Support</b>		<b>\$ 8,809,405</b>			<b>\$ 6,871,663</b>

CPMT Approval Table

Agency: CS

FAPT Date	Case Manager	Client's Initials	Type Svcs*	Eligibility	Ser. Dates (start - end)	CM Request	FAPT Recommended	CPMT Approved	Comments
9/13/2022	Nguyen	HY	CB	NM	09/13/22-02/28/23	\$27,153.60	\$27,153.60	\$27,153.60	
9/13/2022	Black	SS	RTC	M	10/01/22-12/31/22	\$59,301.88	\$59,301.88	\$59,301.88	
9/14/2022	Alston	JC	CB	NM	09/14/22-03/31/23	\$10,125.00	\$10,125.00	\$10,125.00	
9/21/2022	Nguyen	AO	RTC	M	10/01/22-10/31/22	\$20,227.55	\$20,227.55	\$20,227.55	
9/27/2022	Walker	LL	CB	FCP	10/01/22-03/31/23	\$14,280.00	\$14,280.00	\$14,280.00	
9/28/2022	Lockett	AD	CB	FCP	09/28/22-03/31/23	\$9,360.00	\$9,360.00	\$9,360.00	
9/30/2022	Vymetal-Taylor	JJ	RTC	M	10/01/22-12/31/22	\$61,552.00	\$61,552.00	\$61,552.00	
10/4/2022	Martinez	GO	CB	FCP	11/01/22-11/30/22	\$1,015.00	\$1,015.00	\$1,015.00	
10/4/2022	Spence	AP	CB	FCP	10/04/22-02/28/23	\$850.00	\$850.00	\$850.00	
10/4/2022	Black	SS	RTC	M	10/04/22-12/31/22	\$1,500.00	\$1,500.00	\$1,500.00	
10/5/2022	Lockett	CR	CB	FCP	10/05/22-03/31/23	\$9,360.00	\$9,360.00	\$9,360.00	
10/5/2022	Spence	EG	CB	FCP	10/05/22-03/31/23	\$23,800.00	\$23,800.00	\$23,800.00	
10/11/2022	Otchere	LS	CB	FCP	10/12/22-03/31/23	\$7,250.00	\$7,250.00	\$7,250.00	
10/12/2022	Vymetal-Taylor	KH	RTC	M	10/13/22-12/31/22	\$39,960.80	\$39,960.80	\$39,960.80	Admin Request
10/12/2022	Black	JSC	CB	NM	11/01/22-04/30/23	\$7,800.00	\$7,800.00	\$7,800.00	
10/13/2022	Martinez	GO	RTC	M	10/13/22-12/31/22	\$49,727.20	\$49,727.20	\$49,727.20	Admin Request
10/14/2022	Mitchell	ZS	CB	NM	11/01/22-04/30/23	\$4,550.00	\$4,550.00	\$4,550.00	
<b>Total CS</b>						<b>\$347,813.03</b>	<b>\$347,813.03</b>	<b>\$347,813.03</b>	

Agency: CSU

FAPT Date	Case Manager	Client's Initials	Type Svcs*	Eligibility	Ser. Dates (start - end)	CM Request	FAPT Recommended	CPMT Approved	Comments
9/26/2022	Archibald	AW	CB	FCP	09/26/22-02/28/23	\$4,375.00	\$4,375.00	\$4,375.00	Admin request
10/12/2022	Rodriguez	KR-R	CB	FCP	10/12/22-03/31/23	\$18,625.00	\$18,625.00	\$18,625.00	
<b>Total CSU</b>						<b>\$23,000.00</b>	<b>\$23,000.00</b>	<b>\$23,000.00</b>	

Agency: DSS

FAPT Date	Case Manager	Client's Initials	Type Svcs*	Eligibility	Ser. Dates (start - end)	CM Request	FAPT Recommended	CPMT Approved	Comments
9/13/2022	Govan	CG	CB	M	09/15/22-03/31/23	\$3,484.00	\$3,484.00	\$3,484.00	
9/13/2022	Wittenberg	KN	CB	FCP	09/20/22-01/31/23	\$1,263.45	\$1,263.45	\$1,263.45	
9/21/2022	Combs	DD	CB	M	10/01/22-12/25/22	\$26,224.00	\$26,224.00	\$26,224.00	
9/27/2022	Govan	SAR	CB	M	09/27/22-03/31/23	\$7,896.00	\$7,896.00	\$7,896.00	
9/27/2022	Govan	MAR	CB	M	09/27/22-03/31/23	\$850.00	\$850.00	\$850.00	
9/28/2022	Wooten	MC	CB	M	10/01/22-03/31/23	\$30,628.78	\$30,628.78	\$30,628.78	
9/28/2022	Wooten	JC	CB	M	10/01/22-03/31/23	\$32,571.00	\$32,571.00	\$32,571.00	
10/5/2022	Etheridge	BR	CB	M	11/01/22-04/30/23	\$4,800.00	\$4,800.00	\$4,800.00	
10/5/2022	Smith	AEA	CB	FCP	11/01/22-04/30/22	\$9,180.00	\$9,180.00	\$9,180.00	
10/11/2022	Dinch	BL	RTC	M	11/01/22-01/31/23	\$54,514.86	\$54,514.86	\$54,514.86	
10/11/2022	Devers	DV	CB	FCP	10/11/22-02/28/23	\$9,900.00	\$9,900.00	\$9,900.00	
10/12/2022	Grant	LM-T	CB	FCP	10/12/22-03/31/23	\$5,780.00	\$5,780.00	\$5,780.00	
10/14/2022	Holmes	DRM	RTC	M	11/01/22-01/31/23	\$35,834.00	\$35,834.00	\$35,834.00	
10/14/2022	Holmes	EPR	CB	M	10/15/22-04/30/23	\$34,296.56	\$34,296.56	\$34,296.56	
<b>Total DSS</b>						<b>\$257,222.65</b>	<b>\$257,222.65</b>	<b>\$257,222.65</b>	

Agency: PWCS

FAPT Date	Case Manager	Client's Initials	Type Svcs*	Eligibility	Ser. Dates (start - end)	CM Request	FAPT Recommended	CPMT Approved	Comments
9/13/2022	Orr	GQ	CB	FCP	10/01/22-03/31/23	\$14,670.00	\$14,670.00	\$14,670.00	
9/13/2022	Naples	NS	CB	NM	09/15/22-03/31/23	\$12,620.00	\$12,620.00	\$12,620.00	
9/13/2022	Naples	LD	CB	NM	09/15/22-01/31/23	\$11,832.00	\$11,832.00	\$11,832.00	
9/20/2022	Abramson	KS	CB	FCP	10/01/22-03/31/23	\$11,995.20	\$11,995.20	\$11,995.20	
9/23/2022	Danner	MP	CB	NM	10/01/22-03/31/22	\$11,444.00	\$11,444.00	\$11,444.00	
9/23/2022	Naples	RGG	CB	NM	09/23/22-12/31/22	\$2,856.00	\$2,856.00	\$2,856.00	
9/28/2022	Naples	SC	CB	NM	09/28/22-03/31/23	\$3,625.00	\$3,625.00	\$3,625.00	
9/30/2022	Naples	TW	CB	FCP	09/30/22-03/31/23	\$8,450.00	\$8,450.00	\$8,450.00	
10/5/2022	Raymo	MB	CB	FCP	11/01/22-04/30/23	\$13,200.00	\$13,200.00	\$13,200.00	
10/10/2022	Naples	SC	CB	NM	10/10/22-03/31/23	\$22,484.80	\$22,484.80	\$22,484.80	Admin request
10/11/2022	Orr	SS	CB	NM	10/11/22-03/31/23	\$8,875.00	\$8,875.00	\$8,875.00	
10/12/2022	Raymo	JB	CB	NM	11/01/22-12/21/22	\$5,320.00	\$5,320.00	\$5,320.00	
10/12/2022	Orr	TC	CB	NM	10/12/22-03/31/23	\$30,740.00	\$30,740.00	\$30,740.00	
10/14/2022	Orr	AK	CB	NM	10/15/22-04/30/22	\$4,200.00	\$4,200.00	\$4,200.00	
10/14/2022	Raymo	MC	CB	NM	10/14/22-04/30/22	\$14,097.00	\$14,097.00	\$14,097.00	
10/14/2022	Raymo	SC	CB	NM	10/14/22-04/30/22	\$9,450.00	\$9,450.00	\$9,450.00	
<b>Total PWCS</b>						<b>\$185,859.00</b>	<b>\$185,859.00</b>	<b>\$185,859.00</b>	

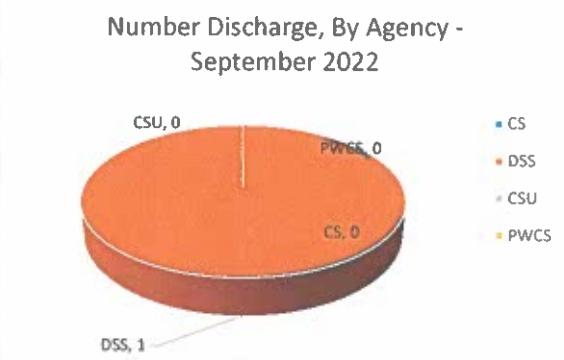
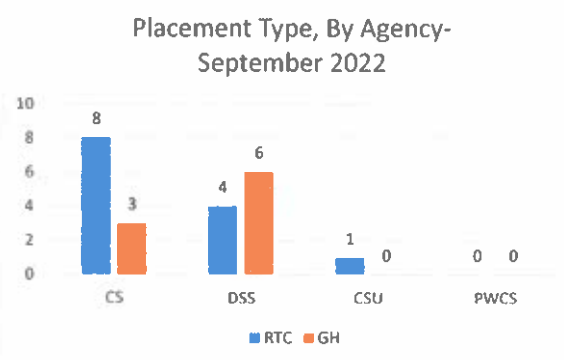
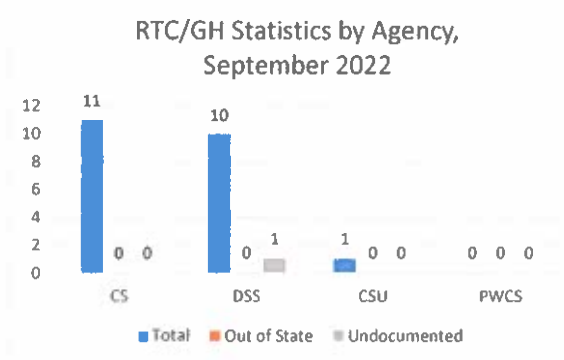
Grand Total      \$813,894.68      \$813,894.68      \$813,894.68

CPMT Chair - Courtney Tierney

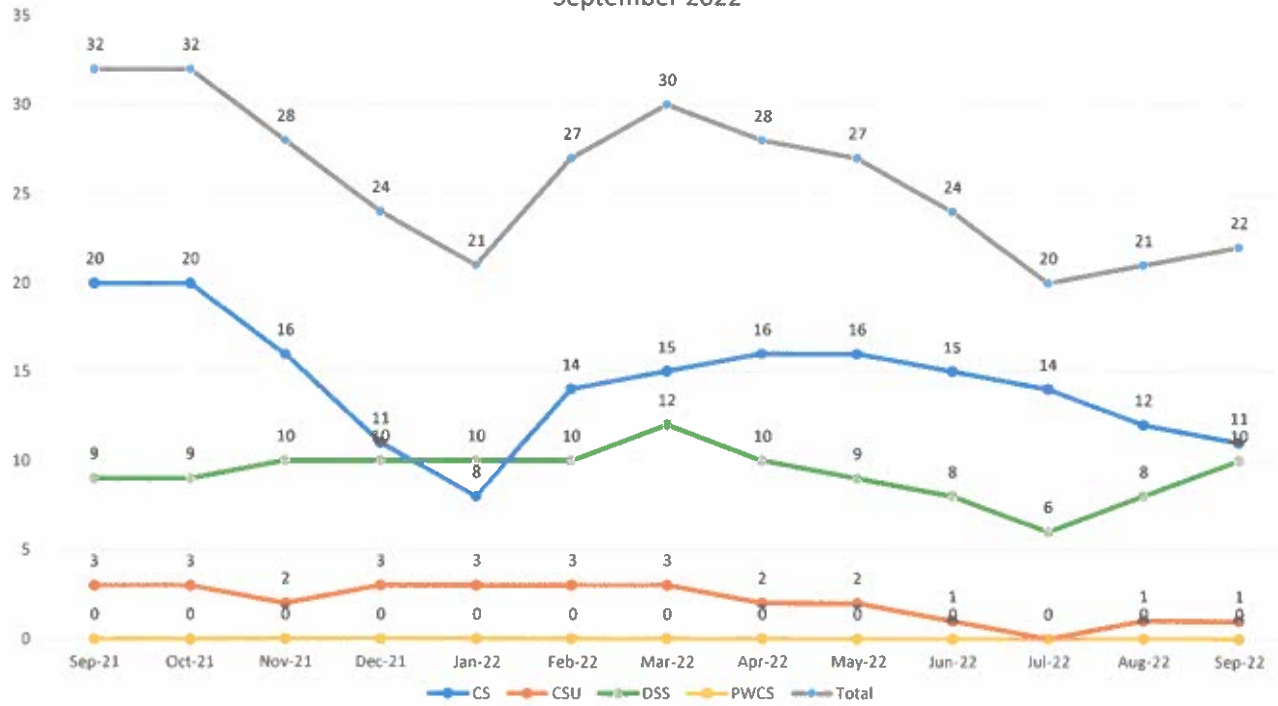
Signature: 

Date: 10.20.22

**Residential Treatment Center Status**  
 RTC/GH Total: 22 (09/30/22)



Monthly Residential Count  
September 2022

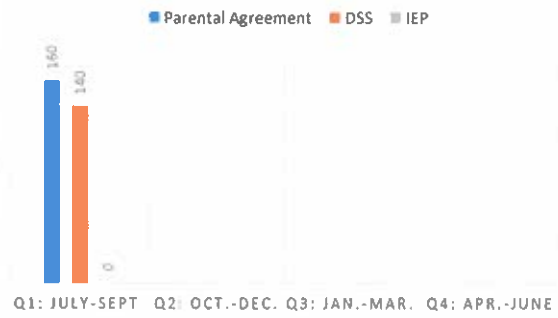


Quarterly RTC Report: July-September 2022

**FY23 NUMBER OF DISCHARGES, BY PLACEMENT TYPE**



**FY23 LENGTH OF STAY, IN DAYS, BY PLACEMENT TYPE**



**PRIVATE DAY SCHOOL ENROLLMENT PER QUARTER SUMMARY**

Quarterly Private Day Comparisons

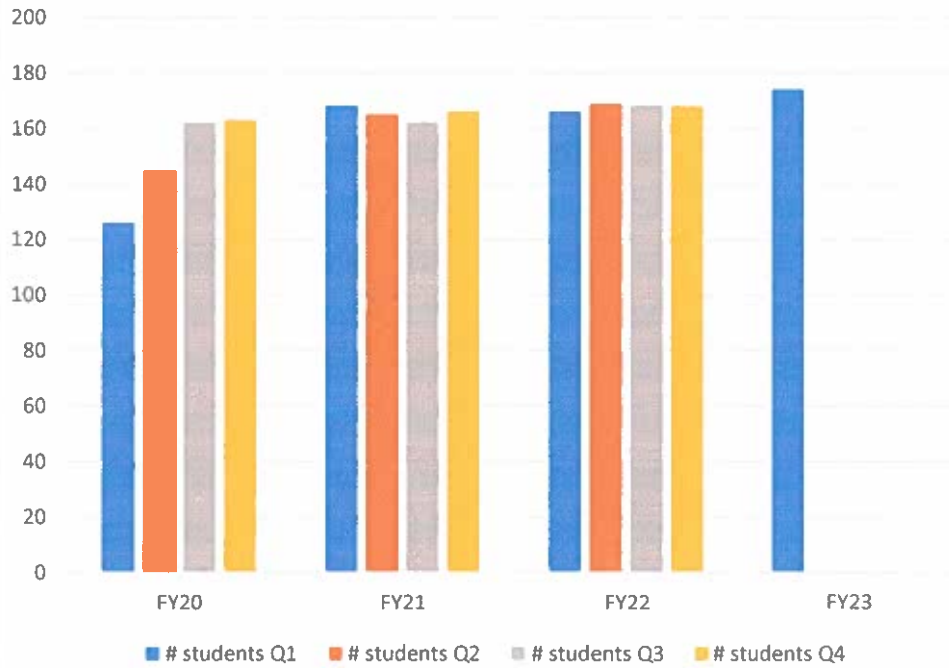


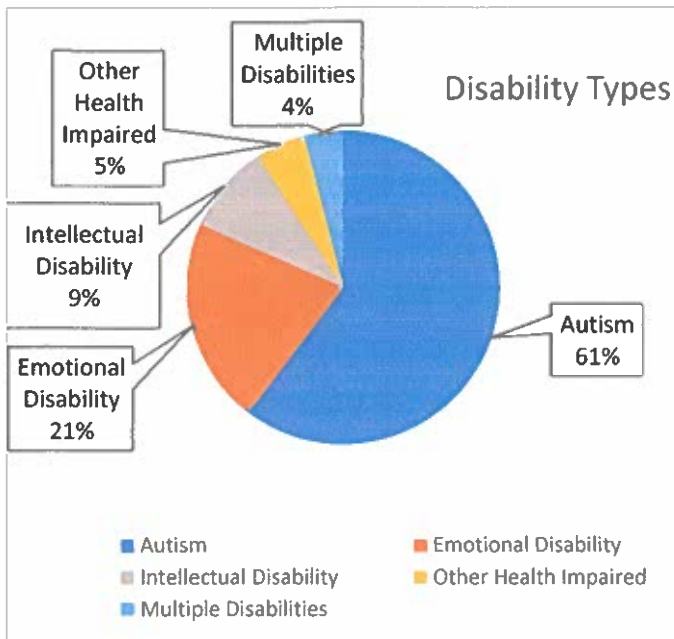
Chart Data	FY20	FY21	FY22	FY23
# students Q1	126	168	166	174
# students Q2	145	165	169	
# students Q3	162	162	168	
# students Q4	163	166	168	

<<

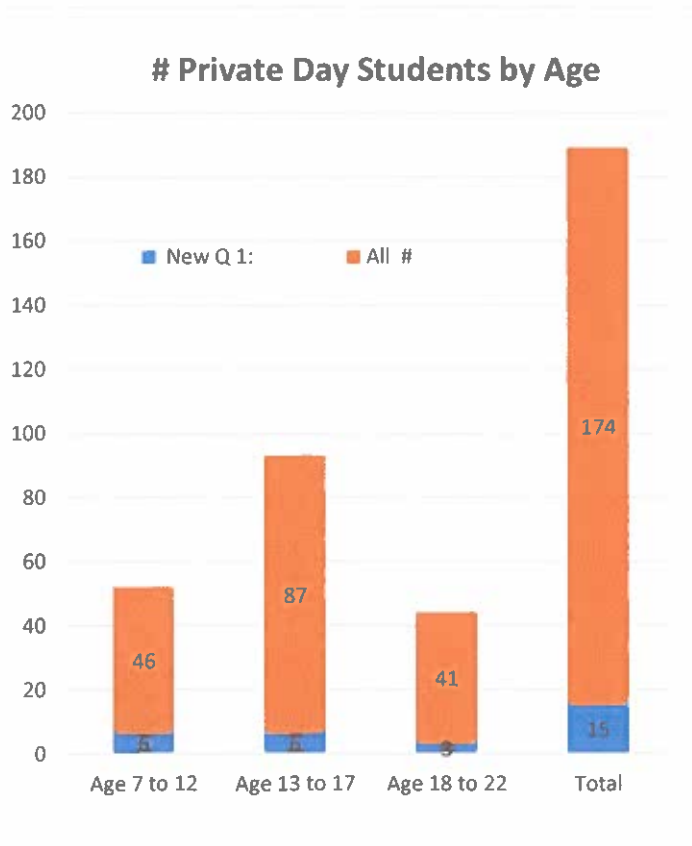


1st quarter '23

**Students in Private Day School per IEP**



<u>IEP Disability</u>	<u>New Q 1:</u>	<u>All #</u>
Autism	10	105
Emotional Disability	3	37
Intellectual Disability	1	16
Other Health Impaired	1	9
Multiple Disabilities	0	7
<b>Total</b>	<b>15</b>	<b>174</b>




<u>Age Range</u>	<u>New Q 1:</u>	<u>All #</u>
7 to 12	6	46
13 to 17	6	87
18 to 22	3	41
<b>Total</b>	<b>15</b>	<b>174</b>

Q1 Exits: 9  
 5 moved  
 1 to pub sch  
 1 homeschool  
 1 RTC  
 1 detention

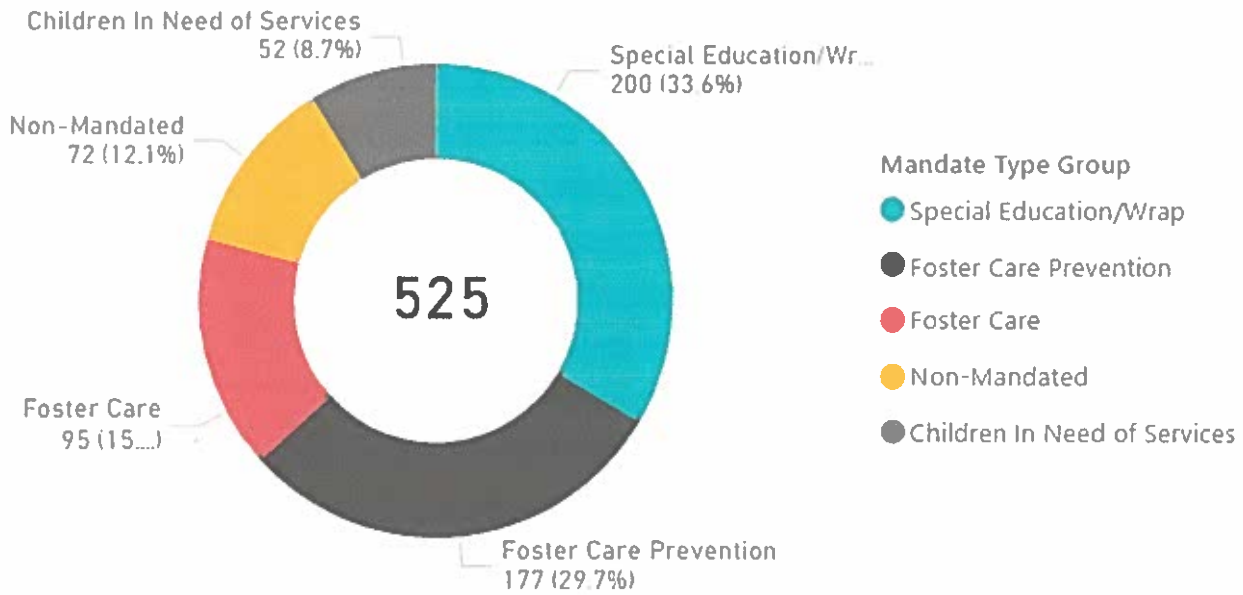
10/20/2022

# CPMT Data Report – 10/20/2022

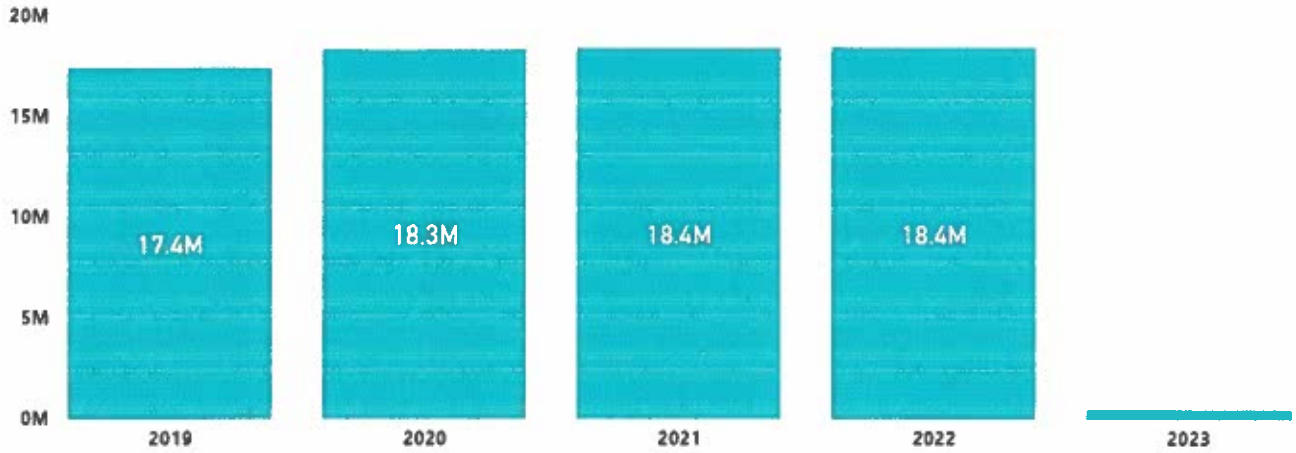
## Distinct Child Count



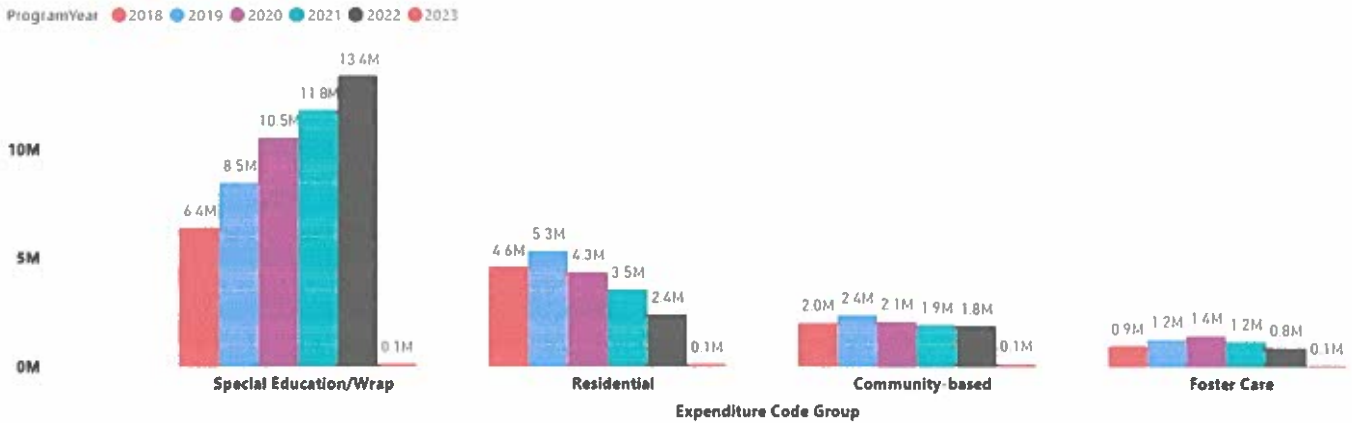
## Distinct Child Count By Mandate Type



# Total Net Expenditures



## Total Net Expenditures By Expenditure Code



## Average Net Expenditures Per Child

